



PRICE LIST MODEL YEAR 2025

FIRST CLASS REISEMOBILE
MADE IN GERMANY



MODEL COMPARISON

Technical specifications	
	Base vehicle
	Cubic capacity starting at
	Max. power (kW/HP) starting at
	Length starting at
	Width
	Height
	Interior standing height
	Driving licence class
	Double floor height
	Fresh water / grey water tank capacity (ca.)
	Black water tank capacity (ca.)
	Car garage option
	Price from

Standard equipment / option	
	Fixed tank toilet
	Underfloor heating
	Air conditioning cab
	Engine heat exchanger
	LED reversing lights
	Flush-mounted cab windows
	Panoramic rooflight in the living area
	Entrance with 2 drawers
	TOP-Class entrance door
	Premium bathroom
	Dashboard with ambient lighting
	Premium cockpit
	Air-suspended seats
	Air suspension
	Front / rear axle
	Automatic gearbox

	▶ 6	▶ 5	▶ 7
	LOFT ALKOVEN / LOFT PREMIUM ALKOVEN	LOFT / LOFT PREMIUM	LOFT LINER / LOFT PREMIUM LINER
	IVECO Daily	IVECO Daily	IVECO Eurocargo
	70 C 18	65 / 70 C 18	75 E 21 / 100 E 22 / 120 E 28
	3,0 l	3,0 l	4,5 l
	129 / 175	129 / 175	152 / 207
	8,99 m	7,99 m	7,99 m
	2,40 m	2,40 m	2,40 / 2,45 m
	3,55 m	3,49 m	3,55 / 3,71 m
	2,02 m	2,02 m	2,02 m
	C1	C1	C1 / C
	460 mm	366 mm	420 mm / 480 mm
	360 l / 250 l	300 l / 200 l	360 l / 250 l
	250 l	200 l	250 l
	×	×	○
	209.650,00 €	221.750,00 €	272.150,00 €
	■	■	■
	○	○	○
	■	○	■
	○	○	■
	■	■	■
	×	■	■
	○	○	○
	×	×	■
	×	×	×
	×	×	×
	×	■	■
	×	■	■
	○	○	○
	×	○	○
	× / ■	○ / ○	P
	○	○	■

▶ 43

▶ 44

▶ 45

▶ 75

▶ 89

PALACE**PALACE LINER****PALACE LINER
S-WAY****EMPIRE LINER****GRAND EMPIRE****IVECO
Daily****Mercedes-Benz
Atego****Iveco S-Way****Mercedes-Benz
Atego****Mercedes-Benz
Actros**

70 C 18

1230 L /
1530 L190 S34 /
190 S401230 L /
1530 L1840 L / 1846 L /
1853 L / 2553 L

3,0 l

7,7 l

8,7 l

7,7 l

10,7 l

129 / 175

220 / 299

251 / 340 | 294 / 400

220 / 299

290 / 394

8,69 m

8,99 m

9,59 m

9,65 m

10,05 m

2,45 m

2,45 m

2,55 m

2,55 m

2,55 m

3,58 m

3,75 m

3,84 m

3,79 m

3,84 m

2,06 m

2,06 m

2,06 m

2,10 m

2,10 m

C1

C

C

C

C

420 mm

480 mm

480 mm

480 mm

480 mm

360 l / 250 l

360 l / 250 l

360 l / 250 l

410 l / 280 l

410 l / 280 l

250 l

250 l

250 l

280 l

280 l

○

○

○

○

○

282.250,00 €

393.200,00 €

433.500,00 €

473.850,00 €

599.900,00 €

■

■

■

■

■

■

■

■

■

■

■

■

■

■

■

■

■

■

■

■

■

■

■

■

■

■

■

■

■

■

■

■

■

■

■

■

■

■

■

■

■

■

■

■

■

■

■

■

■

■

■

■

■

■

×

■

■

■

■

■

○

×

×

×

×

○

○

○

■

■

○ / P

■

■

■

■

○

■

■

■

■

Prices in Euro (incl. 20% VAT)

■ Standard equipment

× Not available

○ Special equipment

P See price list

THE ENTRY-LEVEL




YOUR MOBILE HOME

COMFORTABLE, JUST AS A LOFT SHOULD BE. And the new entry into the luxury class is also maneuverable. This means you can tackle new adventures in great comfort, depending of course on your individual wishes. Many chassis and layout options make this possible.

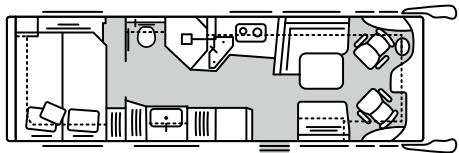
MODEL OVERVIEW

MORELO LOFT


MORELO LOFT PREMIUM



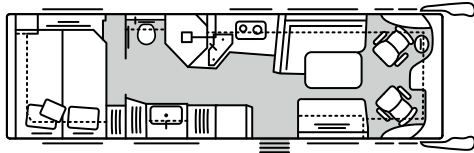
78 F
► 8




83 F
► 12




81 FB
► 8




86 FB
► 12



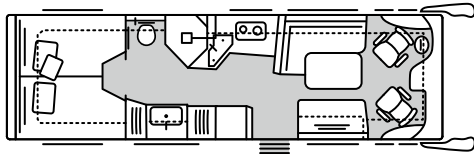
78 L
► 9




83 L
► 13



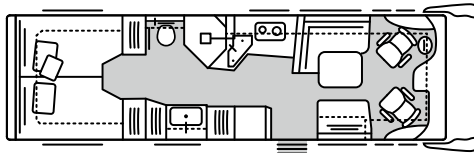
81 LB
► 9




86 LB
► 13




82 LS
► 10




87 LS
► 14



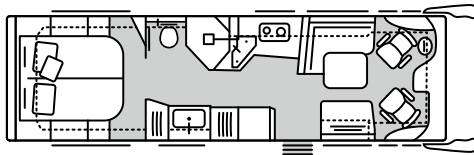
85 LSB
► 10




90 LSB
► 14




82 M
► 11



87 M
► 15



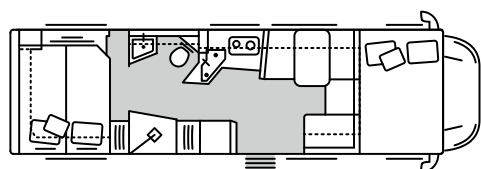
85 MB
► 11



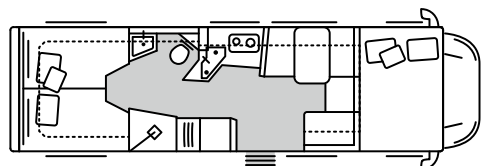
90 MB
► 15

MODEL OVERVIEW

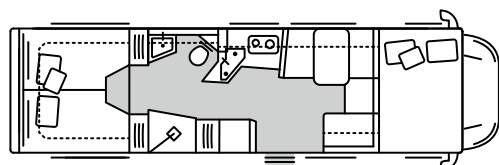
MORELO LOFT ALKOVEN



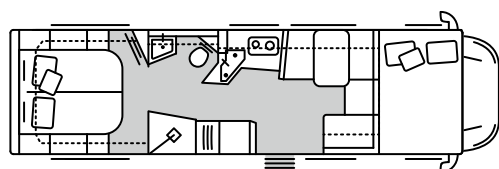
88 F
► 16



88 L
► 16

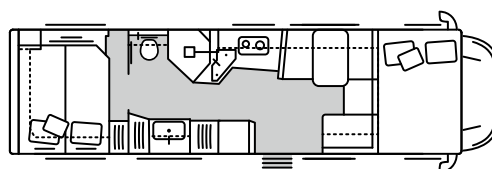


92 LS
► 17

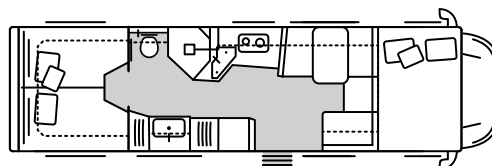


92 M
► 17

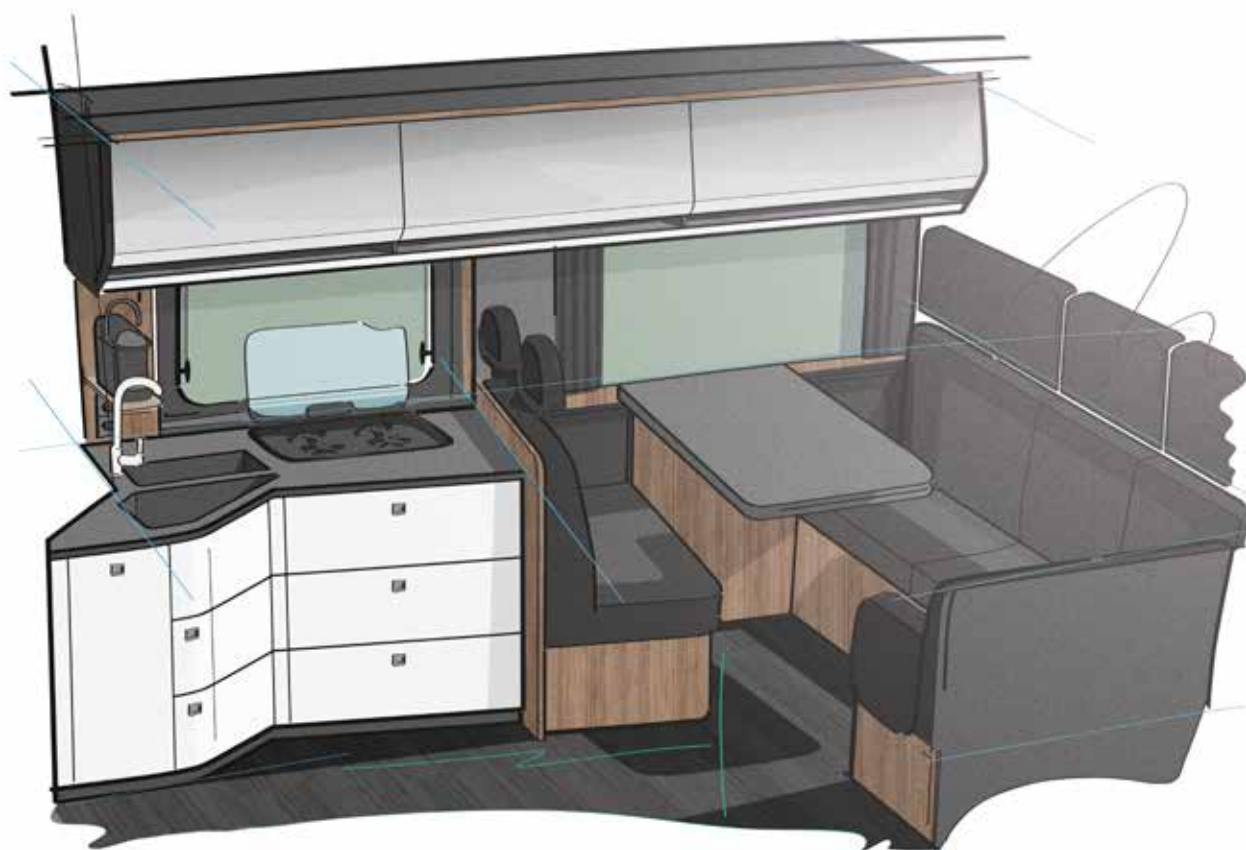
MORELO LOFT PREMIUM ALKOVEN



93 F
► 18




93 L
► 19




MODEL OVERVIEW


MORELO LOFT LINER




78 F
► 20



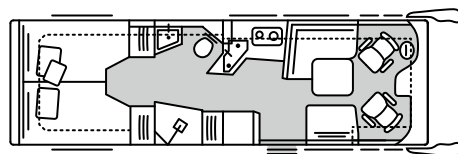
81 FB
► 20




78 L
► 21




81 LB
► 21




82 LS
► 22



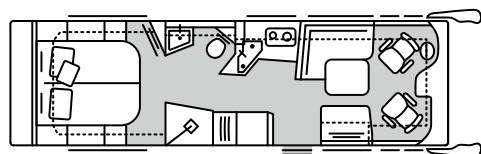
85 LSB
► 22




82 M
► 23



85 MB
► 23

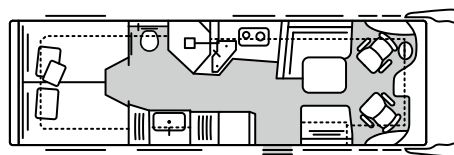


87 G
► 24

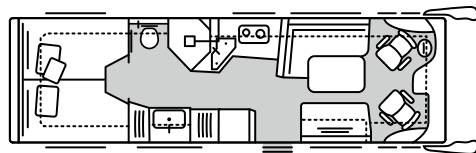


91 G
► 25

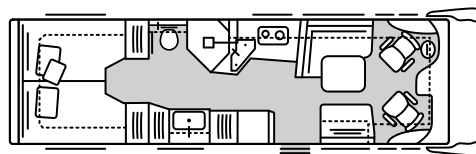
MORELO LOFT PREMIUM LINER



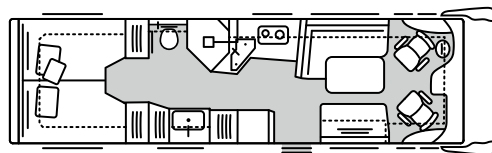
83 L
► 26



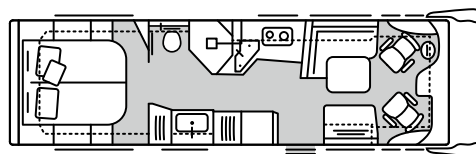
86 LB
► 26



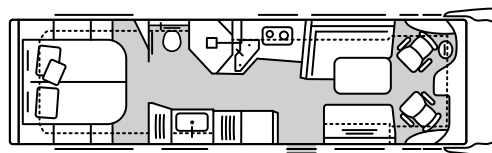
87 LS
► 27



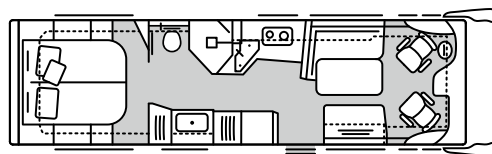
90 LSB
► 27



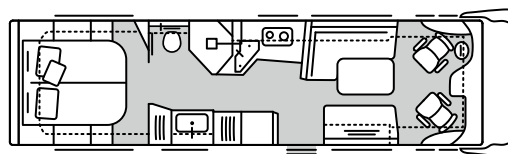
87 M
► 28



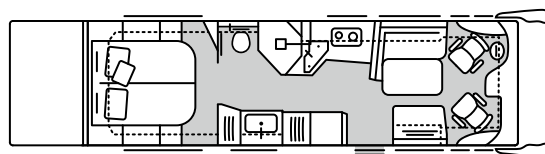
90 MB
► 28



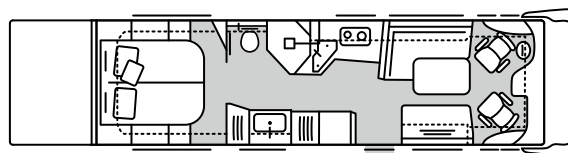
90 G
► 29



93 GB
► 29



100 G
► 30




103 GB
► 31

TECHNICAL SPECIFICATIONS


MORELO LOFT

LOFT 78 F



incl. scooter garage

LOFT 81 FB



incl. scooter garage

IVECO Daily 65 C 18

IVECO Daily 65 C 18

ENGINE	Serial diesel engine (cylinders)	4	4
	Cubic capacity (litres)	3,0	3,0
	Max. power (kW/HP)	129 / 175	129 / 175
	Max. torque (Nm)	430	430
	Emission class	EURO VI e	EURO VI e
WEIGHT	Technically permissible max. weight (kg) ¹	6.500 (7.200) ²	6.500 (7.200) ²
	Mass in running order (kg) ¹	5.060	5.135
	Payload (kg) ¹	1.440 (2.140)	1.365 (2.065)
	Tow load with fixed / removable ball head (kg)	3.500	3.500
	Permissible max. train weight w. fixed / removable ball head (kg)	10.200	10.200
DIMENSIONS	Total length (mm)	7.990	8.290
	Total width (mm)	2.400	2.400
	Total height (mm)	3.490	3.490
	Wheel base (mm)	4.100	4.350
	Lounge bench, left (mm)	1.285 x 1.100	1.585 x 1.100
	Couch, right (mm)	945 x 700	1.245 x 700
	Rear bed (mm)	1.950 x 1.580	1.950 x 1.580
	Optional drop-down bed (mm)	2.000 x 1.300	2.000 x 1.300
	Garage door (driver's side / passenger's side h x w in mm)	650 x 950 / 1.150 x 950	650 x 950 / 1.150 x 950
	€	221.750,00 €	224.750,00 €


Prices in Euro (incl. 20% VAT)

1) see back 2) only in combination with 'chassis package'

TECHNICAL SPECIFICATIONS


MORELO LOFT

LOFT 78 L



incl. scooter garage

LOFT 81 LB



incl. scooter garage

IVECO Daily 65 C 18

IVECO Daily 65 C 18

ENGINE	Serial diesel engine (cylinders)	4	4
	Cubic capacity (litres)	3,0	3,0
	Max. power (kW/HP)	129 / 175	129 / 175
	Max. torque (Nm)	430	430
	Emission class	EURO VI e	EURO VI e
WEIGHT	Technically permissible max. weight (kg) ¹	6.500 (7.200) ²	6.500 (7.200) ²
	Mass in running order (kg) ¹	5.060	5.135
	Payload (kg) ¹	1.440 (2.140)	1.365 (2.065)
	Tow load with fixed / removable ball head (kg)	3.500	3.500
	Permissible max. train weight w. fixed / removable ball head (kg)	10.200	10.200
DIMENSIONS	Total length (mm)	7.990	8.290
	Total width (mm)	2.400	2.400
	Total height (mm)	3.490	3.490
	Wheel base (mm)	4.100	4.350
	Lounge bench, left (mm)	1.285 x 1.100	1.585 x 1.100
	Couch, right (mm)	945 x 700	1.245 x 700
	Rear bed (mm)	2 x 2.000 x 1.060	2 x 2.000 x 1.060
	Optional drop-down bed (mm)	2.000 x 1.300	2.000 x 1.300
	Garage door (driver's side / passenger's side h x w in mm)	1.150 x 950	1.150 x 950
€		221.750,00 €	224.750,00 €

Prices in Euro (incl. 20% VAT)

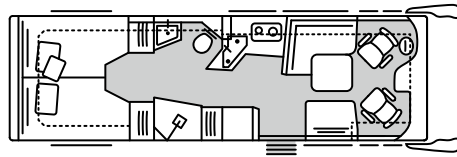
1) see back 2) only in combination with 'chassis package'

Images and descriptions may contain options that are subject to surcharge.

TECHNICAL SPECIFICATIONS

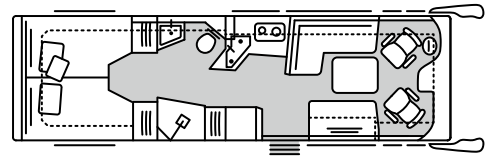
MORELO LOFT

LOFT 82 LS



incl. scooter garage

LOFT 85 LSB



incl. scooter garage

	IVECO Daily 65 C 18	IVECO Daily 65 C 18
ENGINE	Serial diesel engine (cylinders)	4
	Cubic capacity (litres)	3,0
	Max. power (kW/HP)	129 / 175
	Max. torque (Nm)	430
	Emission class	EURO VI e
WEIGHT	Technically permissible max. weight (kg) ¹	6.500 (7.200) ²
	Mass in running order (kg) ¹	5.205
	Payload (kg) ¹	1.295 (1.995)
	Tow load with fixed / removable ball head (kg)	3.500
	Permissible max. train weight w. fixed / removable ball head (kg)	10.200
DIMENSIONS	Total length (mm)	8.390
	Total width (mm)	2.400
	Total height (mm)	3.490
	Wheel base (mm)	4.350
	Lounge bench, left (mm)	1.285 x 1.100
	Couch, right (mm)	945 x 700
	Rear bed (mm)	2 x 2.000 x 1.060
	Optional drop-down bed (mm)	2.000 x 1.300
	Garage door (driver's side / passenger's side h x w in mm)	1.150 x 950
€	227.800,00 €	230.800,00 €


Prices in Euro (incl. 20% VAT)

1) see back 2) only in combination with 'chassis package'

TECHNICAL SPECIFICATIONS


MORELO LOFT

LOFT 82 M



incl. scooter garage

LOFT 85 MB



incl. scooter garage

IVECO Daily 65 C 18

IVECO Daily 65 C 18


ENGINE	Serial diesel engine (cylinders)	4	4
	Cubic capacity (litres)	3,0	3,0
	Max. power (kW/HP)	129 / 175	129 / 175
	Max. torque (Nm)	430	430
	Emission class	EURO VI e	EURO VI e
WEIGHT	Technically permissible max. weight (kg) ¹	6.500 (7.200) ²	6.500 (7.200) ²
	Mass in running order (kg) ¹	5.205	5.275
	Payload (kg) ¹	1.295 (1.995)	1.225 (1.925)
	Tow load with fixed / removable ball head (kg)	3.500	3.500
	Permissible max. train weight w. fixed / removable ball head (kg)	10.200	10.200
DIMENSIONS	Total length (mm)	8.390	8.690
	Total width (mm)	2.400	2.400
	Total height (mm)	3.490	3.490
	Wheel base (mm)	4.350	4.750
	Lounge bench, left (mm)	1.285 x 1.100	1.585 x 1.100
	Couch, right (mm)	945 x 700	1.245 x 700
	Rear bed (mm)	2.000 x 1.630	2.000 x 1.630
	Optional drop-down bed (mm)	2.000 x 1.300	2.000 x 1.300
	Garage door (driver's side / passenger's side h x w in mm)	1.150 x 950	1.150 x 950
€		227.800,00 €	230.800,00 €

Prices in Euro (incl. 20% VAT)

1) see back 2) only in combination with 'chassis package'

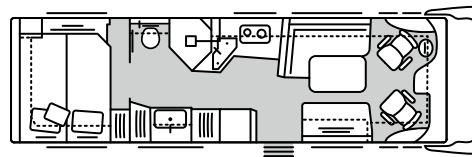
Images and descriptions may contain options that are subject to surcharge.

LOFT PREMIUM 83 F



incl. scooter garage

LOFT PREMIUM 86 FB



incl. scooter garage

IVECO Daily 70 C 18


IVECO Daily 70 C 18

ENGINE	Serial diesel engine (cylinders)	4	4
	Cubic capacity (litres)	3,0	3,0
	Max. power (kW/HP)	129 / 175	129 / 175
	Max. torque (Nm)	430	430
	Emission class	EURO VI e	EURO VI e
WEIGHT	Technically permissible max. weight (kg) ¹⁾	7.490	7.490
	Mass in running order (kg) ¹⁾	5.220	5.310
	Payload (kg) ¹⁾	2.270	2.180
	Tow load with fixed / removable ball head (kg)	3.500	3.500
	Permissible max. train weight w. fixed / removable ball head (kg)	10.700	10.700
DIMENSIONS	Total length (mm)	8.440	8.740
	Total width (mm)	2.400	2.400
	Total height (mm)	3.490	3.490
	Wheel base (mm)	4.350	4.750
	Lounge bench, left (mm)	1.285 x 1.100	1.585 x 1.100
	Couch, right (mm)	945 x 700	1.245 x 700
	Rear bed (mm)	1.950 x 1.580	1.950 x 1.580
	Optional drop-down bed (mm)	2.000 x 1.300	2.000 x 1.300
	Garage door (driver's side / passenger's side h x w in mm)	650 x 950 / 1.150 x 950	650 x 950 / 1.150 x 950
€		234.850,00 €	237.900,00 €

Prices in Euro (incl. 20% VAT)

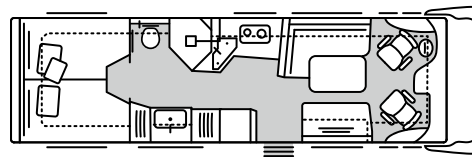
¹⁾ see back

LOFT PREMIUM 83 L



incl. scooter garage

LOFT PREMIUM 86 LB



incl. scooter garage

IVECO Daily 70 C 18

IVECO Daily 70 C 18

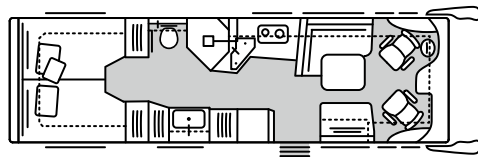
ENGINE	Serial diesel engine (cylinders)	4	4
	Cubic capacity (litres)	3,0	3,0
	Max. power (kW/HP)	129 / 175	129 / 175
	Max. torque (Nm)	430	430
	Emission class	EURO VI e	EURO VI e
WEIGHT	Technically permissible max. weight (kg) ¹⁾	7.490	7.490
	Mass in running order (kg) ¹⁾	5.220	5.310
	Payload (kg) ¹⁾	2.270	2.180
	Tow load with fixed / removable ball head (kg)	3.500	3.500
	Permissible max. train weight w. fixed / removable ball head (kg)	10.700	10.700
DIMENSIONS	Total length (mm)	8.440	8.740
	Total width (mm)	2.400	2.400
	Total height (mm)	3.490	3.490
	Wheel base (mm)	4.350	4.750
	Lounge bench, left (mm)	1.285 x 1.100	1.585 x 1.100
	Couch, right (mm)	945 x 700	1.245 x 700
	Rear bed (mm)	2 x 2.000 x 1.060	2 x 2.000 x 1.060
	Optional drop-down bed (mm)	2.000 x 1.300	2.000 x 1.300
	Garage door (driver's side / passenger's side h x w in mm)	1.150 x 950	1.150 x 950
€		234.850,00 €	237.900,00 €

Prices in Euro (incl. 20% VAT)

¹⁾ see back

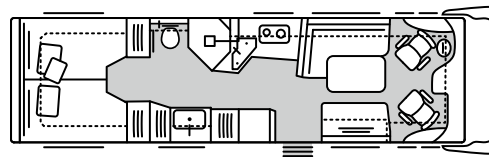
Images and descriptions may contain options that are subject to surcharge.

LOFT PREMIUM 87 LS



incl. scooter garage

LOFT PREMIUM 90 LSB



incl. scooter garage

	IVECO Daily 70 C 18	IVECO Daily 70 C 18
ENGINE	Serial diesel engine (cylinders)	4
	Cubic capacity (litres)	3,0
	Max. power (kW/HP)	129 / 175
	Max. torque (Nm)	430
	Emission class	EURO VI e
WEIGHT	Technically permissible max. weight (kg) ¹⁾	7.490
	Mass in running order (kg) ¹⁾	5.335
	Payload (kg) ¹⁾	2.155
	Tow load with fixed / removable ball head (kg)	3.500
	Permissible max. train weight w. fixed / removable ball head (kg)	10.700
DIMENSIONS	Total length (mm)	8.840
	Total width (mm)	2.400
	Total height (mm)	3.490
	Wheel base (mm)	4.750
	Lounge bench, left (mm)	1.285 x 1.100
	Couch, right (mm)	945 x 700
	Rear bed (mm)	2 x 2.000 x 1.060
	Optional drop-down bed (mm)	2.000 x 1.300
	Garage door (driver's side / passenger's side h x w in mm)	1.150 x 950
€	240.900,00 €	243.950,00 €

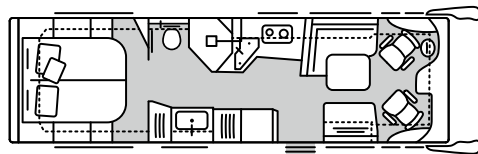
Prices in Euro (incl. 20% VAT)

¹⁾ see back

TECHNICAL SPECIFICATIONS

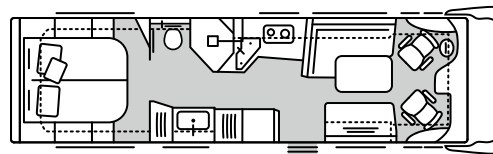
MORELO LOFT PREMIUM

LOFT PREMIUM 87 M



incl. scooter garage

LOFT PREMIUM 90 MB



incl. scooter garage

IVECO Daily 70 C 18

IVECO Daily 70 C 18

ENGINE	Serial diesel engine (cylinders)	4	4
	Cubic capacity (litres)	3,0	3,0
	Max. power (kW/HP)	129 / 175	129 / 175
	Max. torque (Nm)	430	430
	Emission class	EURO VI e	EURO VI e
WEIGHT	Technically permissible max. weight (kg) ¹⁾	7.490	7.490
	Mass in running order (kg) ¹⁾	5.335	5.410
	Payload (kg) ¹⁾	2.155	2.080
	Tow load with fixed / removable ball head (kg)	3.500	3.500
	Permissible max. train weight w. fixed / removable ball head (kg)	10.700	10.700
DIMENSIONS	Total length (mm)	8.840	9.140
	Total width (mm)	2.400	2.400
	Total height (mm)	3.490	3.490
	Wheel base (mm)	4.750	4.900
	Lounge bench, left (mm)	1.285 x 1.100	1.585 x 1.100
	Couch, right (mm)	945 x 700	1.245 x 700
	Rear bed (mm)	2.000 x 1.630	2.000 x 1.630
	Optional drop-down bed (mm)	2.000 x 1.300	2.000 x 1.300
	Garage door (driver's side / passenger's side h x w in mm)	1.150 x 950	1.150 x 950
€		240.900,00 €	243.950,00 €

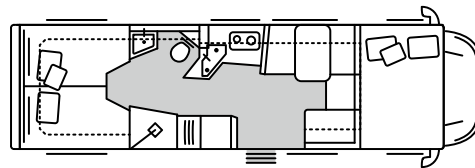
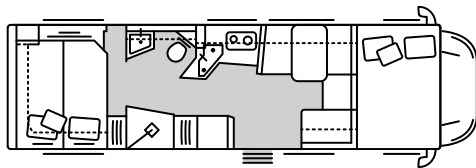
Prices in Euro (incl. 20% VAT)

¹⁾ see back

Images and descriptions may contain options that are subject to surcharge.

LOFT ALKOVEN 88 F

LOFT ALKOVEN 88 L



incl. bicycle garage



incl. bicycle garage

IVECO Daily 70 C 18

IVECO Daily 70 C 18

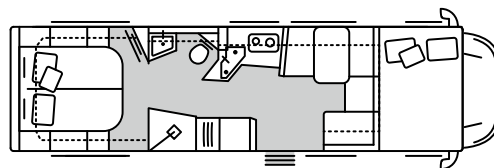
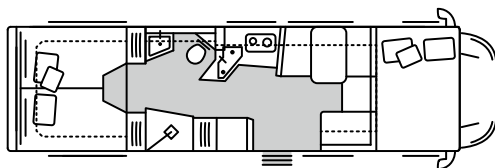
ENGINE	Serial diesel engine (cylinders)	4	4
	Cubic capacity (litres)	3,0	3,0
	Max. power (kW/HP)	129 / 175	129 / 175
	Max. torque (Nm)	430	430
	Emission class	EURO VI e	EURO VI e
WEIGHT	Technically permissible max. weight (kg) ¹	7.490	7.490
	Mass in running order (kg) ¹	5.330	5.330
	Payload (kg) ¹	2.160	2.160
	Tow load with fixed / removable ball head (kg)	3.500	3.500
	Permissible max. train weight w. fixed / removable ball head (kg)	10.700	10.700
DIMENSIONS	Total length (mm)	8.990	8.990
	Total width (mm)	2.400	2.400
	Total height (mm)	3.550	3.550
	Wheel base (mm)	5.100	5.100
	Seating area (mm)	1.000 x 650	1.000 x 650
	Couch, right (mm)	1.200 x 650	1.200 x 650
	Rear bed (mm)	1.950 x 1.580	2 x 2.000 x 1.060 / 1.110
	Alcove bed (mm)	2.100 x 1.600	2.100 x 1.600
	Height above alcove mattress (mm)	740	740
	Garage door on both sides (h x w in mm)	650 x 950 / 1.150 x 950	1.150 x 950
€		209.650,00 €	209.650,00 €

Prices in Euro (incl. 20% VAT)

¹⁾ see back

LOFT ALKOVEN 92 LS

LOFT ALKOVEN 92 M



incl. bicycle garage



incl. bicycle garage

IVECO Daily 70 C 18

IVECO Daily 70 C 18

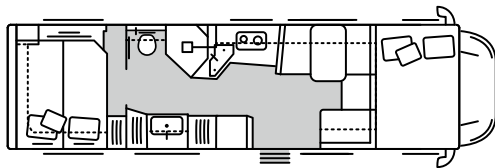
ENGINE	Serial diesel engine (cylinders)	4	4
	Cubic capacity (litres)	3,0	3,0
	Max. power (kW/HP)	129 / 175	129 / 175
	Max. torque (Nm)	430	430
	Emission class	EURO VI e	EURO VI e
WEIGHT	Technically permissible max. weight (kg) ¹	7.490	7.490
	Mass in running order (kg) ¹	5.880	5.880
	Payload (kg) ¹	1.610	1.610
	Tow load with fixed / removable ball head (kg)	3.500	3.500
	Permissible max. train weight w. fixed / removable ball head (kg)	10.700	10.700
DIMENSIONS	Total length (mm)	9.390	9.390
	Total width (mm)	2.400	2.400
	Total height (mm)	3.550	3.550
	Wheel base (mm)	5.100	5.100
	Seating area (mm)	1.000 x 650	1.000 x 650
	Couch, right (mm)	1.200 x 650	1.200 x 650
	Rear bed (mm)	2 x 2.000 x 1.060 / 1.110	2 x 2.000 x 1.060 / 1.110
	Alcove bed (mm)	2.100 x 1.600	2.100 x 1.600
	Height above alcove mattress (mm)	740	740
	Garage door on both sides (h x w in mm)	1.150 x 950	1.150 x 950
€		215.700,00 €	215.700,00 €

Prices in Euro (incl. 20% VAT)

¹⁾ see back

Images and descriptions may contain options that are subject to surcharge.

LOFT PREMIUM ALKOVEN 93 F



incl. bicycle garage

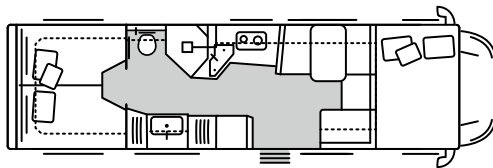
IVECO Daily
70 C 18

ENGINE	Serial diesel engine (cylinders)	4
	Cubic capacity (litres)	3,0
	Max. power (kW/HP)	129 / 175
	Max. torque (Nm)	430
	Emission class	EURO VI e
WEIGHT	Technically permissible max. weight (kg) ¹	7.490
	Mass in running order (kg) ¹	5.880
	Payload (kg) ¹	1.610
	Tow load with fixed / removable ball head (kg)	3.500
	Permissible max. train weight w. fixed / removable ball head (kg)	10.700
DIMENSIONS	Total length (mm)	9.490
	Total width (mm)	2.400
	Total height (mm)	3.550
	Wheel base (mm)	5.100
	Seating area (mm)	1.000 x 650
	Couch, right (mm)	1.200 x 650
	Rear bed (mm)	1.950 x 1.580
	Alcove bed (mm)	2.100 x 1.600
	Height above alcove mattress (mm)	740
	Garage door on both sides (h x w in mm)	650 x 950 / 1.150 x 950
€	222.750,00 €	

Prices in Euro (incl. 20% VAT)

¹⁾ see back

LOFT PREMIUM ALKOVEN 93 L



incl. bicycle garage

IVECO Daily 70 C 18


ENGINE	Serial diesel engine (cylinders)	4
	Cubic capacity (litres)	3,0
	Max. power (kW/HP)	129 / 175
	Max. torque (Nm)	430
	Emission class	EURO VI e
WEIGHT	Technically permissible max. weight (kg) ¹	7.490
	Mass in running order (kg) ¹	5.880
	Payload (kg) ¹	1.610
	Tow load with fixed / removable ball head (kg)	3.500
	Permissible max. train weight w. fixed / removable ball head (kg)	10.700
DIMENSIONS	Total length (mm)	9.490
	Total width (mm)	2.400
	Total height (mm)	3.550
	Wheel base (mm)	5.100
	Seating area (mm)	1.000 x 650
	Couch, right (mm)	1.200 x 650
	Rear bed (mm)	2 x 2.000 x 1.060 / 1.110
	Alcove bed (mm)	2.100 x 1.600
	Height above alcove mattress (mm)	740
	Garage door on both sides (h x w in mm)	1.150 x 950
€	222.750,00 €	

Prices in Euro (incl. 20% VAT)

¹⁾ see back


Images and descriptions may contain options that are subject to surcharge.

LOFT LINER 78 F



incl. scooter garage

LOFT LINER 81 FB




incl. scooter garage

	IVECO Eurocargo 75 E 21	IVECO Eurocargo 75 E 21
ENGINE	Serial diesel engine (cylinders)	4
	Cubic capacity (litres)	4,5
	Max. power (kW/HP)	152 / 207
	Max. torque (Nm)	750
	Emission class	EURO VI e
WEIGHT	Technically permissible max. weight (kg) ¹	7.490 (7.800) ²
	Mass in running order (kg) ¹	6.090
	Payload (kg) ¹	1.400 (1.710)
	Tow load with fixed / removable ball head (kg)	3.500
	Permissible max. train weight w. fixed / removable ball head (kg)	10.990
DIMENSIONS	Total length (mm)	7.990
	Total width (mm)	2.400
	Total height (mm)	3.550
	Wheel base (mm)	4.000
	Lounge bench, left (mm)	1.285 x 1.100
	Couch, right (mm)	945 x 700
	Rear bed (mm)	1.950 x 1.580
	Optional drop-down bed (mm)	2.000 x 1.300
	Garage door (driver's side / passenger's side h x w in mm)	650 x 950 / 1.150 x 950
€	272.150,00 €	275.200,00 €

Prices in Euro (incl. 20% VAT)


1) see back 2) weight upgrade possible

LOFT LINER 78 L



incl. scooter garage

LOFT LINER 81 LB



incl. scooter garage


	IVECO Eurocargo 75 E 21	IVECO Eurocargo 75 E 21
ENGINE	Serial diesel engine (cylinders)	4
	Cubic capacity (litres)	4,5
	Max. power (kW/HP)	152 / 207
	Max. torque (Nm)	750
	Emission class	EURO VI e
WEIGHT	Technically permissible max. weight (kg) ¹	7.490 (7.800) ²
	Mass in running order (kg) ¹	6.090
	Payload (kg) ¹	1.400 (1.710)
	Tow load with fixed / removable ball head (kg)	3.500
	Permissible max. train weight w. fixed / removable ball head (kg)	10.990
DIMENSIONS	Total length (mm)	7.990
	Total width (mm)	2.400
	Total height (mm)	3.550
	Wheel base (mm)	4.000
	Lounge bench, left (mm)	1.285 x 1.100
	Couch, right (mm)	945 x 700
	Rear bed (mm)	2 x 2.000 x 1.060
	Optional drop-down bed (mm)	2.000 x 1.300
	Garage door (driver's side / passenger's side h x w in mm)	1.150 x 950
€	272.150,00 €	275.200,00 €

Prices in Euro (incl. 20% VAT)

1) see back 2) weight upgrade possible


Images and descriptions may contain options that are subject to surcharge.

LOFT LINER 82 LS



incl. scooter garage

LOFT LINER 85 LSB



incl. scooter garage

	IVECO Eurocargo 75 E 21	IVECO Eurocargo 75 E 21
ENGINE	Serial diesel engine (cylinders)	4
	Cubic capacity (litres)	4,5
	Max. power (kW/HP)	152 / 207
	Max. torque (Nm)	750
	Emission class	EURO VI e
WEIGHT	Technically permissible max. weight (kg) ¹	7.490 (7.800) ²
	Mass in running order (kg) ¹	6.235
	Payload (kg) ¹	1.255 (1.565)
	Tow load with fixed / removable ball head (kg)	3.500
	Permissible max. train weight w. fixed / removable ball head (kg)	10.990
DIMENSIONS	Total length (mm)	8.390
	Total width (mm)	2.400
	Total height (mm)	3.550
	Wheel base (mm)	4.455
	Lounge bench, left (mm)	1.285 x 1.100
	Couch, right (mm)	945 x 700
	Rear bed (mm)	2 x 2.000 x 1.060
	Optional drop-down bed (mm)	2.000 x 1.300
	Garage door (driver's side / passenger's side h x w in mm)	1.150 x 950
€	278.200,00 €	281.250,00 €


Prices in Euro (incl. 20% VAT)

1) see back 2) weight upgrade possible

TECHNICAL SPECIFICATIONS


MORELO LOFT LINER

LOFT LINER 82 M



incl. scooter garage

LOFT LINER 85 MB



incl. scooter garage

IVECO Eurocargo 75 E 21

IVECO Eurocargo 75 E 21


ENGINE	Serial diesel engine (cylinders)	4	4
	Cubic capacity (litres)	4,5	4,5
	Max. power (kW/HP)	152 / 207	152 / 207
	Max. torque (Nm)	750	750
	Emission class	EURO VI e	EURO VI e
WEIGHT	Technically permissible max. weight (kg) ¹	7.490 (7.800) ²	7.490 (7.800) ²
	Mass in running order (kg) ¹	6.235	6.305
	Payload (kg) ¹	1.255 (1.565)	1.185 (1.495)
	Tow load with fixed / removable ball head (kg)	3.500	3.500
	Permissible max. train weight w. fixed / removable ball head (kg)	10.990	10.990
DIMENSIONS	Total length (mm)	8.390	8.690
	Total width (mm)	2.400	2.400
	Total height (mm)	3.550	3.550
	Wheel base (mm)	4.455	4.455
	Lounge bench, left (mm)	1.285 x 1.100	1.585 x 1.100
	Couch, right (mm)	945 x 700	1.245 x 700
	Rear bed (mm)	2.000 x 1.630	2.000 x 1.630
	Optional drop-down bed (mm)	2.000 x 1.300	2.000 x 1.300
	Garage door (driver's side / passenger's side h x w in mm)	1.150 x 950	1.150 x 950
€		278.200,00 €	281.250,00 €

Prices in Euro (incl. 20% VAT)

1) see back 2) weight upgrade possible

Images and descriptions may contain options that are subject to surcharge.

LOFT LINER 87 G



Length: ≤ 2,75 m
Height: ≤ 1,56 m


IVECO Eurocargo 100 E 22

ENGINE	Serial diesel engine (cylinders)	6
	Cubic capacity (litres)	6,7
	Max. power (kW/HP)	162 / 220
	Max. torque (Nm)	800
	Emission class	EURO VI e
WEIGHT	Technically permissible max. weight (kg) ¹	10.000
	Mass in running order (kg) ¹	7.075
	Payload (kg) ¹	2.925
	Tow load with fixed / removable ball head (kg)	3.500
	Permissible max. train weight w. fixed / removable ball head (kg)	13.500
DIMENSIONS	Total length (mm)	8.890
	Total width (mm)	2.400
	Total height (mm)	3.550
	Wheel base (mm)	4.455
	Lounge bench, left (mm)	1.285 x 1.100
	Couch, right (mm)	945 x 700
	Rear bed (mm)	2.080 x 1.630
	Optional drop-down bed (mm)	2.000 x 1.300
	Rear garage door electric (passage h x w in mm)	1.570 x 2.100
€	321.600,00 €	

Prices in Euro (incl. 20% VAT)

¹⁾ see back

LOFT LINER 91 G



Length: ≤ 2,75 m
Height: ≤ 1,56 m

IVECO Eurocargo 100 E 22


ENGINE	Serial diesel engine (cylinders)	6
	Cubic capacity (litres)	6,7
	Max. power (kW/HP)	162 / 220
	Max. torque (Nm)	800
	Emission class	EURO VI e
WEIGHT	Technically permissible max. weight (kg) ¹	10.000
	Mass in running order (kg) ¹	7.225
	Payload (kg) ¹	2.775
	Tow load with fixed / removable ball head (kg)	3.500
	Permissible max. train weight w. fixed / removable ball head (kg)	13.500
DIMENSIONS	Total length (mm)	9.290
	Total width (mm)	2.400
	Total height (mm)	3.550
	Wheel base (mm)	4.670
	Lounge bench, left (mm)	1.285 x 1.100
	Couch, right (mm)	945 x 700
	Rear bed (mm)	2.080 x 1.630
	Optional drop-down bed (mm)	2.000 x 1.300
	Rear garage door electric (passage h x w in mm)	1.570 x 2.100
€	328.650,00 €	

Prices in Euro (incl. 20% VAT)

¹⁾ see back

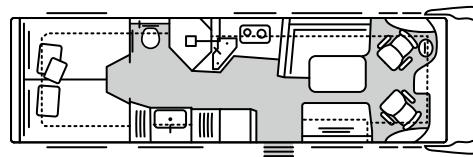
Images and descriptions may contain options that are subject to surcharge.

LOFT PREMIUM LINER 83 L



incl. scooter garage

LOFT PREMIUM LINER 86 LB



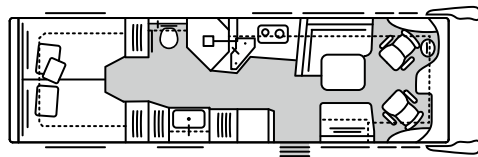
incl. scooter garage

		IVECO Eurocargo 75 E 21	IVECO Eurocargo 100 E 22	IVECO Eurocargo 75 E 21	IVECO Eurocargo 100 E 22
ENGINE	Serial diesel engine (cylinders)	4	6	4	6
	Cubic capacity (litres)	4,5	6,7	4,5	6,7
	Max. power (kW/HP)	152 / 207	162 / 220	152 / 207	162 / 220
	Max. torque (Nm)	750	800	750	800
	Emission class	EURO VI e	EURO VI e	EURO VI e	EURO VI e
WEIGHT	Technically permissible max. weight (kg) ¹	7.490 (7.800) ²	10.000	7.490 (7.800) ²	10.000
	Mass in running order (kg) ¹	6.250	6.675	6.340	6.765
	Payload (kg) ¹	1.240 (1.550)	3.325	1.150 (1.460)	3.235
	Tow load with fixed / removable ball head (kg)	3.500	3.500	3.500	3.500
	Permissible max. train weight w. fixed / removable ball head (kg)	10.990	13.500	10.990	13.500
DIMENSIONS	Total length (mm)	8.440	8.440	8.740	8.740
	Total width (mm)	2.400	2.400	2.400	2.400
	Total height (mm)	3.550	3.550	3.550	3.550
	Wheel base (mm)	4.455	4.455	4.455	4.455
	Lounge bench, left (mm)	1.285 x 1.100	1.285 x 1.100	1.585 x 1.100	1.585 x 1.100
	Couch, right (mm)	945 x 700	945 x 700	1.245 x 700	1.245 x 700
	Rear bed (mm)	2 x 2.000 x 1.060	2 x 2.000 x 1.060	2 x 2.000 x 1.060	2 x 2.000 x 1.060
	Optional drop-down bed (mm)	2.000 x 1.300	2.000 x 1.300	2.000 x 1.300	2.000 x 1.300
	Garage door (driver's side / passenger's side h x w in mm)	1.150 x 950	1.150 x 950	1.150 x 950	1.150 x 950
€	285.300,00 €	301.400,00 €	288.300,00 €	304.450,00 €	

Prices in Euro (incl. 20% VAT)

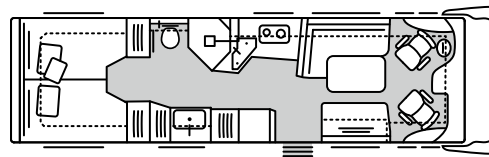
1) see back 2) weight upgrade possible

LOFT PREMIUM LINER 87 LS



incl. scooter garage

LOFT PREMIUM LINER 90 LSB



incl. scooter garage

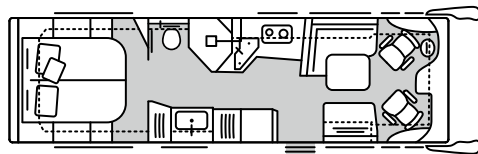
	IVECO Eurocargo 75 E 21	IVECO Eurocargo 100 E 22	IVECO Eurocargo 100 E 22
ENGINE	Serial diesel engine (cylinders)	4	6
	Cubic capacity (litres)	4,5	6,7
	Max. power (kW/HP)	152 / 207	162 / 220
	Max. torque (Nm)	750	800
	Emission class	EURO VI e	EURO VI e
WEIGHT	Technically permissible max. weight (kg) ¹	7.490 (7.800) ²	10.000
	Mass in running order (kg) ¹	6.365	6.790
	Payload (kg) ¹	1.125 (1.435)	3.210
	Tow load with fixed / removable ball head (kg)	3.500	3.500
	Permissible max. train weight w. fixed / removable ball head (kg)	10.990	13.500
DIMENSIONS	Total length (mm)	8.840	8.840
	Total width (mm)	2.400	2.400
	Total height (mm)	3.550	3.550
	Wheel base (mm)	4.455	4.455
	Lounge bench, left (mm)	1.285 x 1.100	1.285 x 1.100
	Couch, right (mm)	945 x 700	945 x 700
	Rear bed (mm)	2 x 2.000 x 1.060	2 x 2.000 x 1.060
	Optional drop-down bed (mm)	2.000 x 1.300	2.000 x 1.300
	Garage door (driver's side / passenger's side h x w in mm)	1.150 x 950	1.150 x 950
€	291.350,00 €	307.450,00 €	310.500,00 €

Prices in Euro (incl. 20% VAT)

1) see back 2) weight upgrade possible

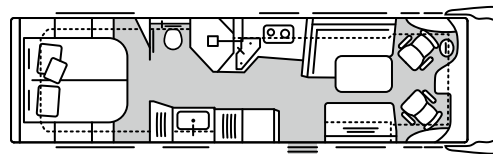
Images and descriptions may contain options that are subject to surcharge.

LOFT PREMIUM LINER 87 M



incl. scooter garage

LOFT PREMIUM LINER 90 MB



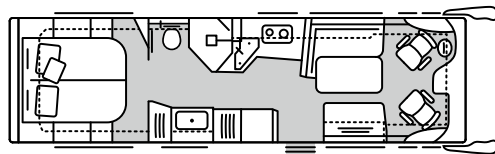
incl. scooter garage

	IVECO Eurocargo 75 E 21	IVECO Eurocargo 100 E 22	IVECO Eurocargo 100 E 22
ENGINE	Serial diesel engine (cylinders)	4	6
	Cubic capacity (litres)	4,5	6,7
	Max. power (kW/HP)	152 / 207	162 / 220
	Max. torque (Nm)	750	800
	Emission class	EURO VI e	EURO VI e
WEIGHT	Technically permissible max. weight (kg) ¹	7.490 (7.800) ²	10.000
	Mass in running order (kg) ¹	6.365	6.790
	Payload (kg) ¹	1.125 (1.435)	3.210
	Tow load with fixed / removable ball head (kg)	3.500	3.500
	Permissible max. train weight w. fixed / removable ball head (kg)	10.990	13.500
DIMENSIONS	Total length (mm)	8.840	8.840
	Total width (mm)	2.400	2.400
	Total height (mm)	3.550	3.550
	Wheel base (mm)	4.455	4.455
	Lounge bench, left (mm)	1.285 x 1.100	1.285 x 1.100
	Couch, right (mm)	945 x 700	945 x 700
	Rear bed (mm)	2.000 x 1.630	2.000 x 1.630
	Optional drop-down bed (mm)	2.000 x 1.300	2.000 x 1.300
	Garage door (driver's side / passenger's side h x w in mm)	1.150 x 950	1.150 x 950
€	291.350,00 €	307.450,00 €	310.500,00 €

Prices in Euro (incl. 20% VAT)

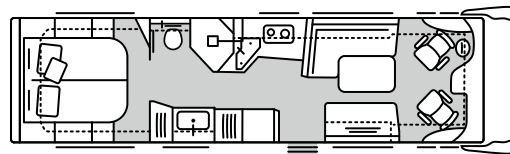
1) see back 2) weight upgrade possible

LOFT PREMIUM LINER 90 G



Length: ≤ 2,75 m
Height: ≤ 1,56 m

LOFT PREMIUM LINER 93 GB



Length: ≤ 2,75 m
Height: ≤ 1,56 m

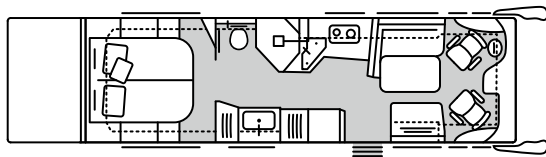
	IVECO Eurocargo 100 E 22	IVECO Eurocargo 120 E 28	IVECO Eurocargo 120 E 28
ENGINE	Serial diesel engine (cylinders)	6	6
	Cubic capacity (litres)	6,7	6,7
	Max. power (kW/HP)	162 / 220	207 / 280
	Max. torque (Nm)	800	1.000
	Emission class	EURO VI e	EURO VI e
WEIGHT	Technically permissible max. weight (kg) ¹⁾	10.000	11.990
	Mass in running order (kg) ¹⁾	7.225	8.095
	Payload (kg) ¹⁾	2.775	3.895
	Tow load with fixed / removable ball head (kg)	3.500	3.500 / 2.910
	Permissible max. train weight w. fixed / removable ball head (kg)	13.500	15.490 / 14.900
DIMENSIONS	Total length (mm)	9.290	9.290
	Total width (mm)	2.400	2.450
	Total height (mm)	3.550	3.710
	Wheel base (mm)	4.670	4.670
	Lounge bench, left (mm)	1.285 x 1.100	1.285 x 1.100
	Couch, right (mm)	945 x 700	945 x 700
	Rear bed (mm)	2.080 x 1.630	2.080 x 1.630
	Optional drop-down bed (mm)	2.000 x 1.300	2.000 x 1.300
	Rear garage door electric (passage h x w in mm)	1.570 x 2.100	1.570 x 2.100
€	334.700,00 €	349.800,00 €	352.850,00 €

Prices in Euro (incl. 20% VAT)

¹⁾ see back

Images and descriptions may contain options that are subject to surcharge.

LOFT PREMIUM LINER 100 G



Length: ≤ 3,67 m
Height: ≤ 1,48 m

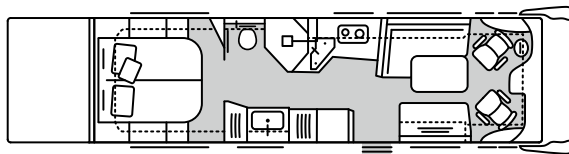
IVECO Eurocargo 120 E 28

ENGINE	Serial diesel engine (cylinders)	6
	Cubic capacity (litres)	6,7
	Max. power (kW/HP)	207 / 280
	Max. torque (Nm)	1.000
	Emission class	EURO VI e
WEIGHT	Technically permissible max. weight (kg) ¹	11.990
	Mass in running order (kg) ¹	8.375
	Payload (kg) ¹	3.615
	Tow load with fixed / removable ball head (kg)	3.500 / 2.910
	Permissible max. train weight w. fixed / removable ball head (kg)	15.490 / 14.900
DIMENSIONS	Total length (mm)	10.190
	Total width (mm)	2.450
	Total height (mm)	3.710
	Wheel base (mm)	5.000
	Lounge bench, left (mm)	1.285 x 1.100
	Couch, right (mm)	945 x 700
	Rear bed (mm)	2.080 x 1.630
	Optional drop-down bed (mm)	2.000 x 1.300
	Rear garage door electric (passage h x w in mm)	1.570 x 2.100
€	359.900,00 €	

Prices in Euro (incl. 20% VAT)

¹⁾ see back

LOFT PREMIUM LINER 103 GB



Length: ≤ 3,67 m
Height: ≤ 1,48 m

IVECO Eurocargo 120 E 28

ENGINE	Serial diesel engine (cylinders)	6
	Cubic capacity (litres)	6,7
	Max. power (kW/HP)	207 / 280
	Max. torque (Nm)	1.000
	Emission class	EURO VI e
WEIGHT	Technically permissible max. weight (kg) ¹	11.990
	Mass in running order (kg) ¹	8.465
	Payload (kg) ¹	3.525
	Tow load with fixed / removable ball head (kg)	3.500 / 2.910
	Permissible max. train weight w. fixed / removable ball head (kg)	15.490 / 14.900
DIMENSIONS	Total length (mm)	10.490
	Total width (mm)	2.450
	Total height (mm)	3.710
	Wheel base (mm)	5.175
	Lounge bench, left (mm)	1.585 x 1.100
	Couch, right (mm)	1.245 x 700
	Rear bed (mm)	2.080 x 1.630
	Optional drop-down bed (mm)	2.000 x 1.300
	Rear garage door electric (passage h x w in mm)	1.570 x 2.100
€	362.900,00 €	



Prices in Euro (incl. 20% VAT)

¹⁾ see back

Images and descriptions may contain options that are subject to surcharge.

MODEL SERIES MORELO LOFT | STANDARD EQUIPMENT


ENGINE . CHASSIS . DRIVING SAFETY . COCKPIT

ENGINE	Base vehicles MORELO LOFT I LOFT PREMIUM		IVECO Daily 6,5 t / 7,2 t / 7,49 t
	Turbo diesel engine, with rear wheel drive		3,0 litres, 129 kW / 175 HP
	Fuel tank, in litres		90
	Emission class EURO VI e		AdBlue, 20 litres
	Manual transmission		6-gear
CHASSIS	Alternator		14 V / 250 A ³⁾ / 3.500 W
	All season tires  M+S		225 / 75 R 16
	Disc brakes, on front and rear axle		■
	Breakdown set, with warning triangle, first-aid kit, warning light, wheel chock and tire pressure kit		■
	Front axle load up to 2.500 kg / 2.900 kg		■
DRIVING SAFETY	Electronic anti-lock braking system (ABS)		■
	Traction control system (ASR)		■
	Electronical Stability Program (ESP)		■
	Cruise control		■
	Active tire pressure monitoring system		■
ENGINE	Base vehicle MORELO LOFT ALKOVEN LOFT PREMIUM ALKOVEN		IVECO Daily 7,49 t
	Turbo diesel engine, with rear wheel drive		3,0 litres, 129 kW / 175 HP
	Fuel tank, in litres		90
	Emission class EURO VI e		AdBlue, 20 litres
	Manual transmission		6-gear
CHASSIS	Alternator		14 V / 250 A / 3.500 W
	All season tires  M+S		225 / 75 R 16
	Disc brakes, on front and rear axle		■
	Breakdown set, with warning triangle, first-aid kit, warning light, wheel chock and tire pressure kit		■
	Air Pro suspension on rear axle		■
DRIVING SAFETY	Electronic anti-lock braking system (ABS)		■
	Traction control system (ASR)		■
	Electronical Stability Program (ESP)		■
	Cruise control		■
	Active tire pressure monitoring system		■
COCKPIT	Original luxury driver's cab seats, three adjustable settings, suspended, heatable		
	Steering wheel, adjustable in height and angle		
	Electric driver's cab side windows		
	Luxury dashboard with leather steering wheel incl. multifunctional buttons		
	Original outside mirrors and windscreen wiper system		
	2 x USB charging sockets		
	Driver and passenger airbag		
	Air conditioning in driver's cab		

■ Standard equipment 3) With optional retarder 220 A only

MODEL SERIES MORELO LOFT | STANDARD EQUIPMENT

ENGINE . CHASSIS . DRIVING SAFETY . COCKPIT . LIGHTS

	Base vehicles MORELO LOFT LINER LOFT PREMIUM LINER	IVECO Eurocargo 75 E 21	IVECO Eurocargo 100 E 22	IVECO Eurocargo 120 E 28
ENGINE	Turbo diesel engine, with rear wheel drive	4,5 litres, 152 kW / 207 HP	6,7 litres, 162 kW / 217 HP	6,7 litres, 207 kW / 280 HP
	Differential lock	■	■	■
	Fuel tank, in litres	190	190	190
	Emission class EURO VI e	AdBlue, 30 litres	AdBlue, 30 litres	AdBlue, 30 litres
	Automatized transmission	8-gear	8-gear	8-gear
	Alternator	24 V / 120 A / 2.880 W	24 V / 120 A / 2.880 W	24 V / 120 A / 2.880 W
	Engine heat exchanger	■	■	■
	Air conditioning in driver's cab	■	■	■
FAHRWERK	Tires on rear axle with traction profile  M+S	225 / 75 R 17,5	225 / 75 R 17,5	285 / 70 R 19,5
	Dual-circuit compressed air brake and engine brake	■	■	■
	Disc brakes, on front and rear axle	■	■	■
	Air suspension on rear axle only 'lifting and lowering'	■	×	×
	Air suspension on front and rear axle with lifting and lowering function	×	■	■
	Breakdown set, with warning triangle, first-aid kit, warning light and wheel chock	■	■	■
DRIVING SAFETY	Electronic anti-lock braking system (ABS)	■	■	■
	Traction control system (ASR)	■	■	■
	Electronical Stability Program (ESP)	■	■	■
	Lane Departure Warning	■	■	■
	Emergency Brake Assist	■	■	■
	Adaptive Cruise Control	■	■	■
	Underride protection	■	■	■
	Cruise control	■	■	■
COCKPIT	Driver's cab seats, swiveling, with armrests and integrated belt system			
	Plissee behind windscreen, electrically activated, darkening blind with privacy screen and sunblind function			
	Panoramic windscreen with laminated glass, tinted			
	Flush, double-glazed driver's cab side windows, mechanically activated			
	Steering wheel, adjustable in height and angle			
	Outside mirrors (incl. wide-angle and front mirror) and windscreen wiper system in bus style			
	2 x USB charging sockets and 2 x 230 V sockets next to the seats			
	Optimized noise insulation of engine compartment			
	Fully insulated driver's cab, new GRP module			
	Independent premium dashboard, with ambient lighting, cupholder and cooled refreshment compartment			
LIGHTS	Headlights in LED technology			
	Fog lights with turning light function in LED technology			
	LED daytime running lights in LED technology			
	LED rearlights in Bridgelight technology			

■ Standard equipment × Not available

MODEL SERIES MORELO LOFT | STANDARD EQUIPMENT

STRUCTURE . LIVING ROOM + BEDROOM . KITCHEN

STRUCTURE	Side walls and roof in 42 mm thickness, 38 mm of which consists of closed-cell RTM hard foam
	Aluminium roof profile rails, with rainwater channels to help keeping side walls clean
	Side walls in alu-RTM-alu sandwich design, smooth and high-gloss
	Roof in GRP-RTM-alu sandwich design, hail protection and low heat conductivity
	Underfloor in GRP-RTM-GRP sandwich design, robust, corrosion-free, wood-free
	Cold-bridge-free wall joint technology, using highly compressed rigid PU profiles
	Lightning protection, Faraday cage
	Heatable double floor, side access via external flaps, 366 mm high (LOFT) / 420 mm (LOFT LINER up to 10 t chassis) / 460 mm (ALKOVEN) / 480 mm (LOFT LINER as from 12 t chassis)
	Entrance door with window, extra large, electric with code lock and remote control, as well as blind and flyscreen
	Interior entrance step, heated and illuminated
	Exterior entrance step, 2-step, electrically extendable with safety circuit (LOFT/LOFT PREMIUM)
	Exterior entrance step, 3-step, electrically extendable with safety circuit (for 12 t chassis)
	Rear garage with doors to the right and the left, floor rails with lashing eyelets and 230 V socket (not for G and F models)
	Rear wall with fibreglass compound sandwich design, PU foam core
	Plastic windows in living area, double-glazed and tinted, collapsible outwards or sliding, with pleated blackout blind and flyscreen
	Entirely wood-free exterior structure
	Overcab module and lateral skirting, from highly sturdy two-layered fibreglass compound (LOFT ALKOVEN/LOFT PREMIUM ALKOVEN)
	Front and lateral skirting, from highly sturdy fibreglass compound
	Carbon look exterior
	Sturdy handle for easy entry
	Heated habitation separation wall with passage to the cab and sliding door (ALKOVEN)
LIVING ROOM + BEDROOM	Floor covering made from easy-care, high-grade vinyl
	Flat living area floor, from the rear to the dashboard
	Flat living area floor, from the rear to the driver's cabin (ALKOVEN)
	Mini rooflight, with flyscreen and pleated blackout blind in the bedroom
	Double-glazed, Midi rooflight with flyscreen and pleated blackout blind in the living area
	Rear bed with comfortably suspended multi-zone mattress
	Alcove bed with multizone mattress
	Lateral alcove windows
	Mini rooflight, with flyscreen and pleated blackout blind in the alcove
	Sliding curtain for darkening the alcove bed
	Wardrobes with LED lighting
	Textile upholstery, including driver and passenger seats
	Seating group with ergonomic upholstery, comfortable multi-layer design with diol-based padding and zip fasteners
	Extensible, sturdy table, with extensive sliding range, laminated
	Comfortable, generous seating group with insert upholstery for cab access (ALKOVEN)
	Sockets in the living area and in the bedroom
	Wall panelling with colour-matching textile covering
KITCHEN	172 litre household refrigerator with 15 litre freezer compartment, soft-close door
	Kitchen worktop in mineral material, double sink, generous worktop, fully deep pull-out drawers in the kitchen block
	2-flame stainless steel gas cooker, installed countersunk with automatic ignition and glass cover
	Single-lever mixer tap, chrome
	Drawers with soft-close function and cutlery insert
	Pull-out waste bin with removable containers
	Pull-out cabinet underneath kitchen worktop (LOFT PREMIUM/LOFT PREMIUM ALKOVEN)
	Mini rooflight, with flyscreen and pleated blackout blind
	Lighting canopies with LED spots incl. indirect lighting, dimmable
	3 x 230 V sockets

MODEL SERIES MORELO LOFT | STANDARD EQUIPMENT

BATHROOM . SUPPLY . ELECTRONICS . CONTROL PANEL

BATHROOM	Fixed-tank ceramic toilet with blackwater tank
	Mini rooflight, with flyscreen and pleated blackout blind
	Washstand, with seamlessly integrated sink, push open valve and domestic drain
	Single-lever mixer tap, chrome
	Soap dispenser, cup holder and towel hook
	Lighted wardrobe
	Separate shower, with wall rail, height-adjustable showerhead
	Toilet window, with flyscreen and pleated blackout blind with premium bathroom (ALKOVEN)
	Toilet paper holder and toilet brush
	Spacious wardrobe with LED lighting (only for LOFT PREMIUM/LOFT PREMIUM LINER)
SUPPLY	LED spots and indirect lighting, dimmable
	2 x 230 V sockets
	Gas bottle compartment, for 2 x 11 kg gas bottles side by side, with gas controller, hose-breakage protection, gas filter and automatic switchover
	5.500 W hot water gas central heating, with thermostat control, automatic ventilation valve and backflow shut-off
	Electrical heating cartridge, 230 V, up to 3.000 W
	Heat regulator thermostat in rear garage
	Integrated hot-water boiler, serving all tapping points
	Ca. 300 litres freshwater tank, ca. 200 litres wastewater tank, ca. 200 litres blackwater tank placed in the heated double floor (LOFT/LOFT PREMIUM)
ELECTRONICS	Ca. 360 litres freshwater tank, ca. 250 litres wastewater tank, ca. 250 litres blackwater tank placed in the heated double floor (LOFT LINER/LOFT PREMIUM LINER/ALKOVEN)
	Emptying of wastewater and blackwater tank, via drain tap with large cross section in heated double floor and drain hose with bayonet connection
	Domestic style wastewater pipes
	Flushing connections for wastewater and blackwater tank
	Central pressure water supply
CONTROL PANEL	2 x 230 V sockets in the garage
	12 V socket in the electrical compartment
	Separate sine wave inverter for refrigerator
	230 V CEE connection with insulated floor inlet
	140 Ah gel battery in double floor including battery monitoring system with overloading and deep-discharge protection
	Automatic charger, electronically controlled, with battery temperature sensor, maximum mains charging current of 25 A
	Menu-guided central operation and touchscreen display
	Illuminated glass touch panels for light and habitation control
	Parallel and synchronised control as well as display via smartphone and tablet (Android/iOS) inside WLAN area
	Optional navigation system: parallel and synchronised control and display via navigation system (not for ALKOVEN)
	Digitally fuse-protected inputs and outputs for lighting, multimedia devices, sensors, actuators and data bus communication
	Room-by-room control with voice commands for light and habitation control
	Acoustic and visual notifications for multiple vehicle and habitation states
	Standby switch in display and main switch for entire system
	Information on vehicle status (power/water/solar/gas) fully with digital vehicle management

MODEL SERIES MORELO LOFT | SPECIAL EQUIPMENT

CHASSIS IVECO DAILY . CHASSIS IVECO DAILY ALKOVEN

	Artikel / Gewicht ¹		IVECO Daily
CHASSIS IVECO DAILY	018176 / 26	Daily "wide axle" front axle (spur widening on front axle + 200 mm)	7.855,00 €
	011217 / 128	Original IVECO retarder (standard 70 litres fuel tank, alternator 220 A)	8.660,00 €
	018152 / 120	Ca. 200 litres fuel tank (instead of standard) ³	2.610,00 €
	018214D / 25	Air suspension on rear axle	6.445,00 €
	018212D / 63	Air suspension on front and rear axle, automatic leveling and various special features (only combined with alloy rims)	10.640,00 €
	018225 / 05	Active-Air Chassis (only in combination with air suspension on front and rear axle)	5.495,00 €
	018186 / 08	Alloy rims MORELO Silver on front axle with spur widening, 235 / 65 R 16 tires, steel rims with wheel trims on rear axle	3.115,00 €
	018186-01 / 08	Alloy rims MORELO Graphite on front axle with spur widening, 235 / 65 R 16 tires, steel rims with wheel trims on rear axle	3.115,00 €
	018187 / 08	Alloy rims MORELO Silver on front and rear axle outside with spur widening, steel valves	4.530,00 €
	018187-01 / 08	Alloy rims MORELO Graphite on front and rear axle outside with spur widening, steel valves	4.530,00 €
	017200 / 12	Wheel trims in stainless steel 16" for steel rims	755,00 €
	018170D / 08	Spur widening on front axle, only for steel rims (obligatory with optional full air suspension)	655,00 €
	018181 / 16	Spur widening on rear axle, only for steel rims	960,00 €
	018103 / 34	Fixed trailer coupling up to max. 3.500 kg (only in combination with chassis package)	1.805,00 €
	018126 / 50	Removable trailer coupling up to 3.500 kg (only combined with chassis package)	2.400,00 €
	018254 / 99	Hydraulic leveling jacks with automatic leveling ² incl. touch panel	9.570,00 €
	018321 / 55	Spare wheel with steel rim and bracket, situated underneath lowered rear end	555,00 €
	017307 / 04	Steering wheel removable to improve seat rotation and deter theft	1.100,00 €
CHASSIS IVECO DAILY ALKOVEN	018150 / 100	Ca. 170 litres fuel tank (instead of standard) ³	2.510,00 €
	018186 / 08	Alloy rims MORELO Silver on front axle with spur widening and steel rims with wheel trims on rear axle	3.115,00 €
	018186-01 / 08	Alloy rims MORELO Graphite on front axle with spur widening and steel rims with wheel trims on rear axle	3.115,00 €
	018187 / 08	Alloy rims MORELO Silver on front and rear axle outside with spur widening, steel valves	4.530,00 €
	018187-01 / 08	Alloy rims MORELO Graphite on front and rear axle outside with spur widening, steel valves	4.530,00 €
	017200 / 12	Wheel trims in stainless steel 16" for steel rims	755,00 €
	018181 / 16	Spur widening on rear axle, only for steel rims	960,00 €
	018103 / 34	Fixed trailer coupling up to max. 3.500 kg (in combination with chassis package)	1.805,00 €
	018126 / 50	Removable trailer coupling up to max. 3.500 kg (only in combination with chassis package)	2.400,00 €
	018254 / 99	Hydraulic leveling jacks with automatic leveling ² incl. touch panel	9.570,00 €
	018321 / 55	Spare wheel with steel rim and bracket, situated underneath lowered rear end	555,00 €

Prices in Euro (incl. 20% VAT)

1) weight in kg 2) only combined with Electrical Package 3) by using the original tank sensor a filling level above 150 litres is indicated as „full“!

MODEL SERIES MORELO LOFT | SPECIAL EQUIPMENT

CHASSIS-PAKET . SAFETY PACKAGE . CHASSIS IVECO EUROCARGO

Item / Weight ¹		IVECO Daily
CHASSIS PACKAGE	011327 / 78	Chassis package IVECO Daily
	- Engine version C 21, 152 kW / 207 HP	15.830,00 €
	- Technically permissible max. weight 7.200 kg (65 C 18), 7.490 kg (70 C 18)	
	- ZF 8-gear torque converter transmission	
	- Leather steering wheel with multifunctional buttons (not removable)	
	- Air conditioning in driver's cab	
	- Electrical and technical preparation for trailer coupling	
	- Engine heat exchanger	
	- Differential lock for rear axle	
CHASSIS PACKAGE	011331 / 53	Chassis package IVECO Daily ALKOVEN
	- Engine version C 21, 152 kW / 207 HP	10.690,00 €
	- Technically permissible max. weight 7.490 kg (70 C 18)	
	- ZF 8-gear torque converter transmission	
	- Leather steering wheel with multifunctional buttons (not removable)	
	- Electrical and technical preparation for trailer coupling	
SAFETY PACKAGE	011277 / 20	Driving safety package (obligatory for registrations as from July 2026)
	- Electric parking brake	7.955,00 €
	- Emergency brake assist, adaptive cruise control	
	- Active lane departure warning with warning tone	
	- Traction PLUS with downhill assist	
SAFETY PACKAGE	011280 / 20	Driving safety package ALKOVEN (obligatory for registrations as from July 2026)
	- Electric parking brake	8.965,00 €
	- Emergency brake assist, adaptive cruise control	
	- Active lane departure warning with warning tone	
	- Traction PLUS with downhill assist	
	- Rain sensor and automatic low beam	
CHASSIS IVECO EUROCARGO	018131E / 12	Electrical and technical preparation for trailer coupling (retrofitting costly)
	018099E / 47	Fixed trailer coupling up to max. 3.500 kg (incl. electrical and technical preparation for trailer coupling)
	018128 / 50	Removable trailer coupling up to 3.500 kg
	018255 / 120	Hydraulic leveling jacks with automatic leveling ² incl. touch panel
	017304 / 04	Leather steering wheel, removable to improve seat rotation and deter theft
	017200E / 13	Wheel trims in stainless steel for steel rims
	018319 / 80	Spare steel wheel with bracket underneath lowered rear end
	021045 / 05	Compressed air connection behind side skirt flap
		IVECO Eurocargo

Prices in Euro (incl. 20% VAT)

¹⁾ weight in kg ²⁾ only combined with Electrical Package

Images and descriptions may contain options that are subject to surcharge.

MODEL SERIES MORELO LOFT | SPECIAL EQUIPMENT

COCKPIT . STRUCTURE . KITCHEN

	Item / Weight ¹		all models
COCKPIT		LOFT LOFT PREMIUM LOFT LINER LOFT PREMIUM LINER	
	017420 / 0	Digital rearview camera system in HD resolution with HD screens on the A-pillars on the driver's and passenger's side as rearview mirrors (instead of standard mirrors), incl. 360° 3D BirdView system with image output on navigation system	10.035,00 €
	037088 / 08	BirdView camera set (output on navigation system / without digital rearview camera system)	3.720,00 €
	052032 / 04	Heating for standard cab seats	855,00 €
	052130 / 45	Luxury driver's cab seats, air-suspended and heated, with lumbar support, armrests	4.425,00 €
	052350 / 45	Luxury driver's cab seats, air-suspended and heated, with lumbar support, armrests, ventilation (only in combination with leather upholstery)	5.135,00 €
	024964 / 05	Flush, double-glazed driver's cab side windows, electrically activated	1.360,00 €
	021039 / 06	Double horn air fanfare (only in combination with luxury driver's cab seats for IVECO Daily)	1.100,00 €
	017508 / 20	Additional noise insulation for engine compartment, front side walls and front wheel arches	1.705,00 €
	031911 / 01	1 x USB charging socket in dashboard	260,00 €
STRUCTURE			
	022026 / 50	Electrically operated roof awning 5,0 m, with LED lighting with remote control ²	3.215,00 €
	022028 / 60	Electrically operated roof awning 6,0 m, with LED lighting with remote control ²	3.320,00 €
	022051 / 03	LED lighting underneath of roof profile on driver's side with remote control	960,00 €
	025264 / 07	Midi rooflight in bedroom (instead of standard rooflight)	855,00 €
	025265 / 13	Panoramic rooflight Heki 3 in bedroom (instead of standard rooflight)	1.605,00 €
	025266 / 08	Panoramic rooflight Heki 3 in living room (instead of standard rooflight)	1.230,00 €
	037500 / 07	Furniture safe with electronic locking, motor-driven locking system, 8,3 l volume	455,00 €
	031945 / 05	Double floor lighting	755,00 €
	020111 / 12	Aluminium chequer plate on the rear garage floor (only for scooter garage)	755,00 €
	020113 / 12	Aluminium chequer plate on the rear garage floor (car garage)	1.060,00 €
	020481 / 50	Bicycle elevator for two bicycles with charging socket for e-bikes (only for G models)	3.320,00 €
	020131 / 04	Lashing rail package with 3 additional lashing rails incl. 3 lashing eyes each in rear garage, each on driver's and passenger's side (only for G models)	795,00 €
	036112 / 03	Clothes rail in rear garage (only for scooter garage)	355,00 €
	031064 / 10	Central locking of external storage flaps except for gas bottle compartment with remote control	1.705,00 €
	020316 / 05	Illuminated MORELO logo on the vehicle front (not for ALKOVEN)	755,00 €
	020317 / 0	Chrome lettering "MORELO" on the vehicle rear	0,00 €
	017433 / 01	Bumper painted in vehicle colour (only for ALKOVEN)	2.120,00 €
KITCHEN			
	043410 / 20	Household oven with microwave	1.000,00 €
	043505 / 55	Luxury dishwasher, pull-out underneath cooker (230 V operation via mains connection or inverter)	2.510,00 €
	043290 / 05	Nespresso coffee machine with capsule holder, shelf and 230 V socket ²	595,00 €
	025167 / 05	Extractor fan instead of standard rooflight	960,00 €

Prices in Euro (incl. 20% VAT)

1) weight in kg 2) only combined with Electrical Package

MODEL SERIES MORELO LOFT | SPECIAL EQUIPMENT

LIVING ROOM . BATHROOM . BEDROOM . BEDROOM ALKOVEN

	Item / Weight ¹		all models
LIVING ROOM	035361 / 86	Bar seating group (passenger's side) with adjustable single seat and seating bench (incl. homologation for one additional person, only possible with long seating bench)	2.610,00 €
	035991 / 40	Seat belt for 1 person on single seating bench	1.000,00 €
	035992 / 45	Seat belts for 2 persons on multifunctional seating bench	1.100,00 €
	035987 / 45	Seat belts for 2 persons in the directon of travel (only for ALKOVEN)	1.100,00 €
	035988 / 90	Seat belts for 4 persons, two in the directon of travel and two seat belts opposite the direction of travel with lap belt (only for ALKOVEN)	1.905,00 €
	042204 / 07	Height-adjustable table column, with extra cushion insert (only for standard lounge seating group, not for ALKOVEN)	1.000,00 €
BATHROOM			
	036033 / 03	Extensible shower next to the toilet	455,00 €
	036025 / 06	Raised toilet seat (ca. 50 mm) for fixed-tank toilets	455,00 €
	025268 / 05	Extractor fan instead of standard rooflight	960,00 €
BEDROOM			
	052217 / 34	Electric drop-down bed	2.815,00 €
	036256 / 05	Multizone mattress and "watergel" topping for drop-down bed	655,00 €
	036260 / 05	Rear bed with comfortably-suspended multizone mattress and "watergel" topping	960,00 €
	036366 / 07	Rear bed with lying surface over the entire width, for L-layouts, incl. EvoPore mattress with "watergel" topping	2.110,00 €
	036367 / 40	Rear bed with lying surface over the entire width, for M and G layouts, with overhead lockers like in L version, incl. multi-zone EvoPore mattress with "watergel" topping	3.115,00 €
BEDROOM ALKOVEN			
	036242 / 05	Rear bed with comfortably-suspended multizone mattress and "watergel" topping	960,00 €
	036229 / 05	Alcove bed with multizone mattress and "watergel" topping	655,00 €
	036300 / 07	Rear bed with lying surface over the entire width, for L-layouts, incl. EvoPore mattress with "watergel" topping	1.705,00 €
	036302 / 40	Rear bed with lying surface over the entire width, for M-layouts, with overhead lockers like in L version, incl. multi-zone EvoPore mattress with "watergel" topping	2.715,00 €

www.iveco.com



SIMPLY GET FURTHER EVERYWHERE

Best combination: Differential Lock and Traction+

The Daily HI-MATIC is the only chassis in its class with rear-wheel drive that combines the comfort and safety of a mechanical differential lock and Traction+. The mechanical differential lock ensures continued driving on difficult surfaces by delivering full torque to the wheel with grip. Traction+ is used as an

additional feature on travel routes with varying road conditions, particularly on winding roads, as it can remain activated even on surfaces with good grip, unlike the mechanical differential lock.

IVECO CAMPER

Prices in Euro (incl. 20% VAT)

¹⁾ weight in kg

Images and descriptions may contain options that are subject to surcharge.

MODEL SERIES MORELO LOFT | SPECIAL EQUIPMENT

ELECTRONICS . MULTIMEDIA

	Item / Weight ¹		all models
ELECTRONICS	031056 / 02	Fully-integrated alarm system with interior monitoring and 120 dB siren alarm	1.505,00 €
	025238 / 40	Roof air conditioning, in the bathroom with infrared remote control (total vehicle height + 150 mm), operation via mains connection only	3.820,00 €
	037256 / 23	Solar panels with 2 x 140 W maximum power	2.210,00 €
	037258 / 44	Solar panels with 4 x 140 W maximum power (if sufficient space on the roof)	3.925,00 €
	037259 / 67	Solar panels with 6 x 140 W maximum power (if sufficient space on the roof)	5.635,00 €
	031524 / 42	Electrical Package "Energy Lithium Power" (instead of standard) lithium-iron-phosphate battery 1 x 340 Ah (discharging level 100% = 340 Ah), combined charger / inverter 120 A / 3.000 W, with power sharing, fully automatic top-class battery protection and additional 7" premium control panel	10.075,00 €
	037155 / 05	Board control display 10" instead of 7"	290,00 €
	031466 / 34	Additional lithium battery 340 Ah (only combined with electrical package „Lithium Power“, max. 3 batteries in total)	5.535,00 €
	025057 / 0	230 V appliances on inverter operation (min. 2 lithium batteries necessary)	290,00 €
	031450 / 05	Sine wave inverter 300 W (with separate socket for continuous use of small appliances, e.g. respirator)	655,00 €
	031912 / 01	Additional USB socket (USB A + C) (specify exact position)	305,00 €
	044103 / 05	Dyson vacuum cleaner V8 Absolut	855,00 €
MULTIMEDIA			
	037122 / 08	10" navigation system on Android basis, Apple CarPlay, Android, Google Play Store, WiFi, USB and Bluetooth compatible, digital vehicle integration, DAB+ radio, GPS, Bluetooth handsfree system with integrated microphone, reversing camera, radio control via original steering wheel incl. sound system with subwoofer in driver's cab (not for ALKOVEN)	4.025,00 €
	037122-01 / 08	8" navigation system on Android basis, Apple CarPlay, Android, Google Play Store, WiFi, USB and Bluetooth compatible, digital vehicle integration, DAB+ radio, GPS, Bluetooth handsfree system with integrated microphone, reversing camera, radio control via original steering wheel incl. sound system with subwoofer in driver's cab and four loudspeakers (not for ALKOVEN)	4.025,00 €
	037127 / 05	Living room sound system with 6 additional loudspeakers and 11-channel DSP amplifier (only in combination with navigation system, not for ALKOVEN)	2.005,00 €
	037341 / 05	Living room sound system with 6 additional loudspeakers and 11-channel DSP amplifier (only in combination with navigation system)	2.005,00 €
	037341 / 05	5G WiFi router with Dual SIM (VPN capable, Starlink compatible, incl. location function)	2.310,00 €
		TV packages with LED flatscreen: satellite TV system, Oyster V, with 85 cm dish, fully automatic orientation, multi-user facility via TWIN-LNB, LED flatscreen with Smart TV function; (total vehicle height + ca. 80 mm)	
		for LOFT and LOFT LINER	
	037710 / 58	- 32" TV electrically lowerable in overhead locker (passenger's side) with glasses and 27" TV in the bedroom	6.845,00 €
	037709 / 58	- 32" TV electrically lowerable in overhead locker (driver's side) with glasses and 27" TV in the bedroom (only with bar seating group)	7.855,00 €
		for LOFT ALKOVEN and LOFT PREMIUM ALKOVEN	
	037726 / 58	- 32" TV electrically lowerable in overhead locker (passenger's side) with glasses and 27" TV in the bedroom	6.845,00 €
	037727 / 58	- 32" TV electrically lowerable in overhead locker (driver's side) with glasses and 27" TV in the bedroom (only with bar seating group)	7.855,00 €

Prices in Euro (incl. 20% VAT)

¹⁾ weight in kg

MODEL SERIES MORELO LOFT | SPECIAL EQUIPMENT

SUPPLY . UPHOLSTERY + DECORATION . SERVICE

	Item / Weight ¹		all models
SUPPLY	034225 / 01	Central filter unit for cleaning and decalcifying the freshwater supply	1.100,00 €
	034202 / 03	External shower in front of rear axle on driver's side	395,00 €
	035990 / 05	Greywater pump for transfer of waste water into the blackwater tank (only for fixed-tank toilet)	1.100,00 €
	018138 / 02	Pressure sensors for precise measuring of freshwater and wastewater tank levels	855,00 €
	036051 / 15	Automatic waste water and blackwater emptying set incl. underfloor camera (also available as individual items), saving 405,00 €	2.915,00 €
	(036048 / 05)	- Electrical opening for waste water	(960,00 €)
	(036049 / 05)	- Electrical opening for blackwater tank	(960,00 €)
	(036094 / 05)	- Underfloor camera for electrical openings	(1.400,00 €)
	033022 / 02	Gas alarm, to monitor living area	555,00 €
	034190 / 03	Heat regulator in bedroom	555,00 €
	044000 / 14	Floor heating in living room and bathroom	2.815,00 €
	018600 / 15	Diesel auxiliary heating, with convenient continuous heating via heat exchanger (5.200 W) incl. timer	3.320,00 €
	033026 / 03	Outside gas connection, fixed to the side wall on the passenger's side	355,00 €
	033009 / 73	70 litres gas tank, with remote filling in the side wall and level indicator	2.815,00 €
	033007 / 111	120 litres gas tank, with remote filling in the side wall and level indicator	3.015,00 €
	034206 / 20	Ca. 410 litres freshwater tank / ca. 280 litres wastewater tank / ca. 280 litres blackwater tank, instead of standard tanks (as from LOFT LINER 12 t)	1.565,00 €
UPHOLSTERY + DECORATION			
	050510 / 0	Textile upholstery, in various patterns	standard
	050511 / 20	Leather-textile upholstery, in a various patterns	3.520,00 €
	050500 / 27	Leather upholstery, in various patterns	4.125,00 €
	051312 / 20	Living area carpet in Sisal Sierra or velours colours coco 830 beige, 865 grey-brown	1.300,00 €
	051311 / 20	Living area carpet in special coco velours colour	1.605,00 €
	051293 / 02	Pillow package, consisting of 4 additional pillows	290,00 €
SERVICE			
		High-performance paint coating on ceramic basis for optimal paint protection of the side walls, front and rear. Optimal vehicle care and value preservation.	as from 2.915,00 €
	020381 / 0	Wax-based anti-corrosion coating for optimal rust protection of the chassis and the underbody	as from 2.320,00 €
	090000 / 0	Vehicle delivery at the factory, with extensive briefing in German language and: handover inspection, diesel tank and gas filling, vouchers of 100,00 €, MORELO towel set, 1 x MORELO umbrella, 2 x MORELO cap, factory tour	1.905,00 €

Prices in Euro (incl. 20% VAT)

¹⁾ weight in kg

Images and descriptions may contain options that are subject to surcharge.

THE BESTSELLER

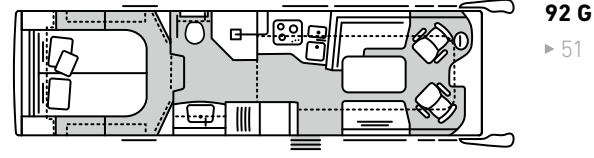
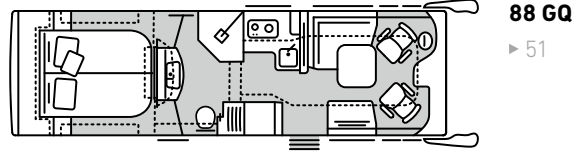
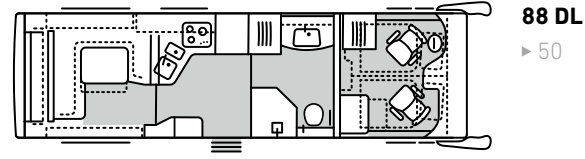
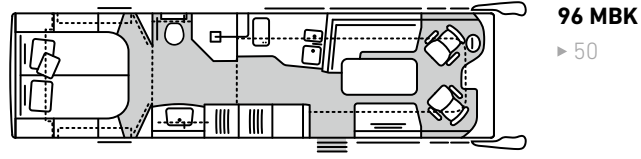
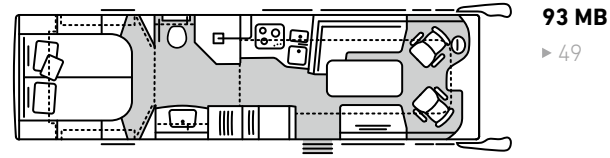
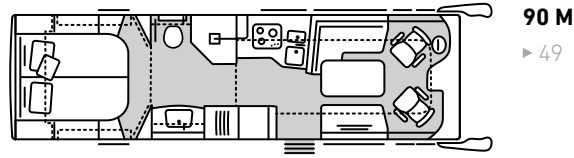
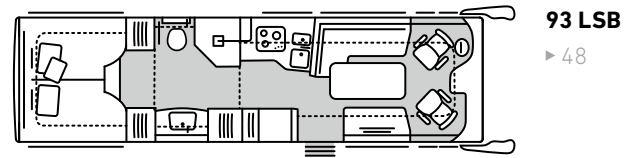
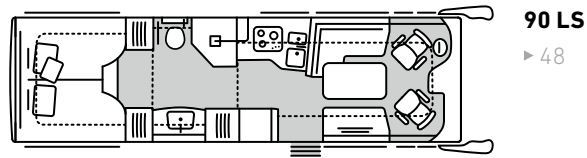
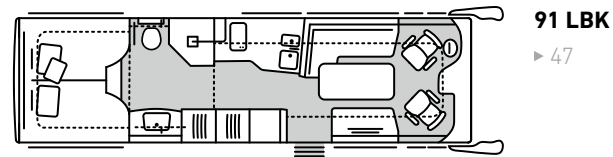
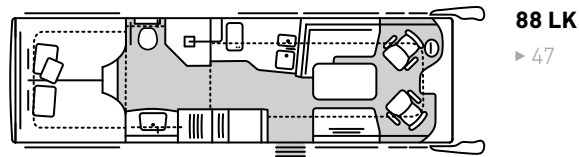
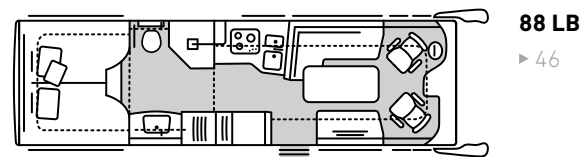
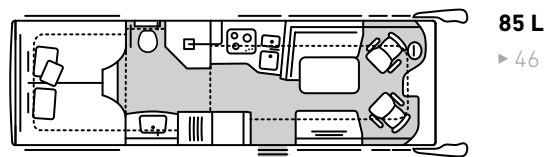


MOBILITY CAN BE SO BEAUTIFUL

YOU LOVE IT, WE LOVE IT. Because the MORELO PALACE is made for new adventures. It combines driving pleasure with space and technology with comfort. But because "more" is always better, we have made adjustments: more power, more payload, larger capacities. And, you know us: We didn't skimp on clever ideas when it came to the interior either.

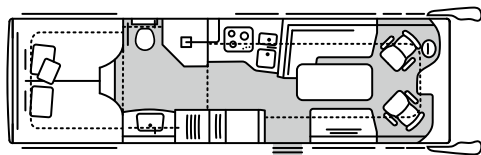
MODEL OVERVIEW

MORELO PALACE

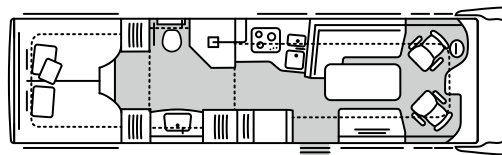


MODEL OVERVIEW

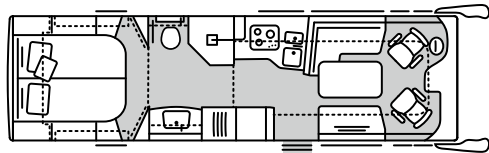
MORELO PALACE LINER



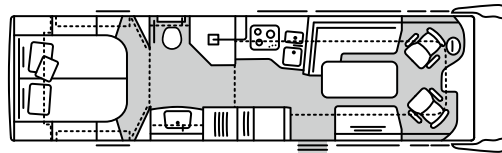
88 LB
► 52



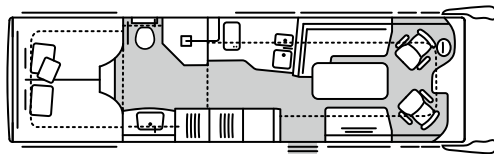
93 LSB
► 52



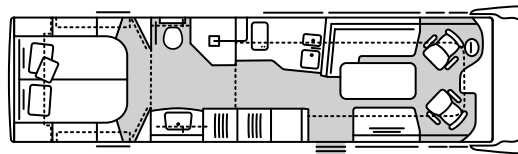
90 M
► 53



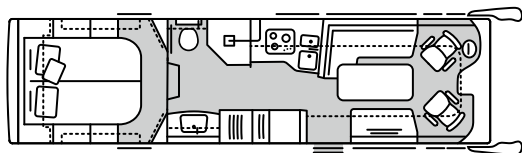
93 MB
► 53



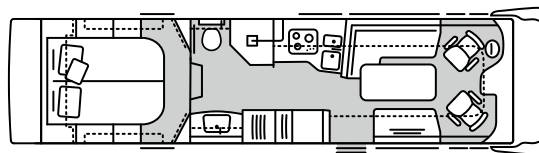
91 LBK
► 54



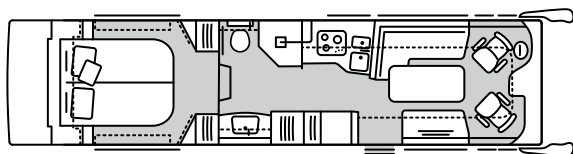
96 MBK
► 55



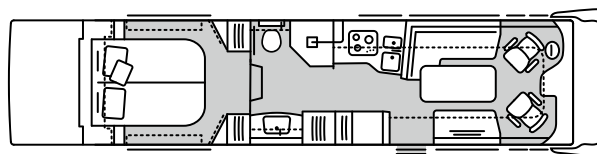
95 G
► 56



99 GB
► 57



103 GSB
► 58



110 GSB
► 59

THE COOLEST EVER

Dometic FreshJet FJX7 3500

This 3,500-watt rooftop air conditioner is one of the coolest we have ever built. The sleek rooftop unit with the exclusive LED light curve immediately catches the eye. Equipped with the latest variable speed inverter compressor and heat pump technology, it cools your vehicle faster, quieter, and more efficiently than any other motorhome air conditioner on the market.



With LED
light curve

www.dometic.com

DOMETIC



www.dometic.com

EXPERT ADVICE

FULL POWER IN YOUR MORELO

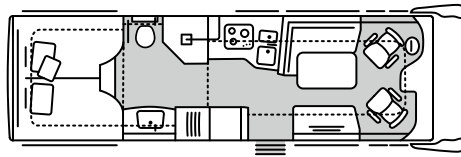
Thanks to solar power
and battery charger



With this combination of high-performance solar module and high-performance inverter, you are prepared for any situation during your camping holiday. The BLACK LINE solar system from Dometic delivers twice as much power per area as conventional systems thanks to the Multicell technology – a clear advantage in unfavorable light conditions and partial shading. The Dometic Büttner MT ICC3000SI-N is recommended as an equal partner. The compact combination device combines a 3.000 W sine-wave inverter with a 120 A automatic charger. A powerful charge controller from the new SC series from Dometic ensures perfect interaction with the solar system.

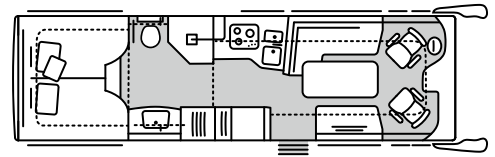
BÜTTNER | ➡ DOMETIC

PALACE 85 L



incl. scooter garage

PALACE 88 LB



incl. scooter garage

IVECO Daily 70 C 18

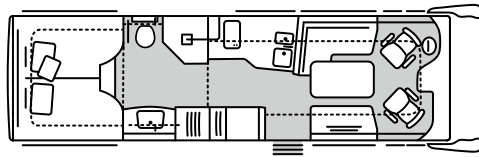
IVECO Daily 70 C 18

ENGINE	Serial diesel engine (cylinders)	4	4
	Cubic capacity (litres)	3,0	3,0
	Max. power (kW/HP)	129 / 175	129 / 175
	Max. torque (Nm)	430	430
	Emission class	EURO VI e	EURO VI e
WEIGHT	Technically permissible max. weight (kg) ¹⁾	7.490	7.490
	Mass in running order (kg) ¹⁾	5.450	5.520
	Payload (kg) ¹⁾	2.040	1.970
	Tow load with fixed / removable ball head (kg)	3.500	3.500
	Permissible max. train weight w. fixed / removable ball head (kg)	10.700	10.700
DIMENSIONS	Total length (mm)	8.690	8.990
	Total width (mm)	2.450	2.450
	Total height (mm)	3.580	3.580
	Wheel base (mm)	4.750	4.900
	Lounge bench, left (mm)	1.440 x 1.000	1.740 x 1.000
	Couch, right (mm)	1.250 x 650	1.250 x 650
	Rear bed (mm)	2 x 2.000 x 1.060	2 x 2.000 x 1.060
	Optional drop-down bed (mm)	2.000 x 1.300	2.000 x 1.300
	Garage door (driver's side / passenger's side h x w in mm)	1.230 x 1.120	1.230 x 1.120
€		282.250,00 €	290.300,00 €

Prices in Euro (incl. 20% VAT)

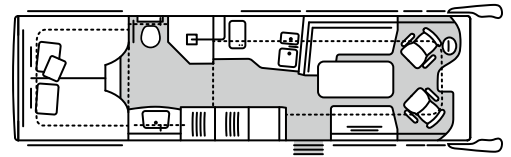
¹⁾ see back

PALACE 88 LK



incl. scooter garage

PALACE 91 LBK



incl. scooter garage

IVECO Daily 70 C 18

IVECO Daily 70 C 18

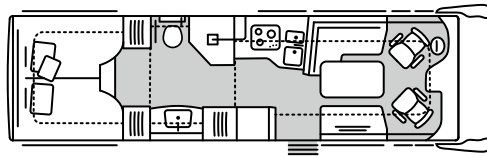
ENGINE	Serial diesel engine (cylinders)	4	4
	Cubic capacity (litres)	3,0	3,0
	Max. power (kW/HP)	129 / 175	129 / 175
	Max. torque (Nm)	430	430
	Emission class	EURO VI e	EURO VI e
WEIGHT	Technically permissible max. weight (kg) ¹⁾	7.490	7.490
	Mass in running order (kg) ¹⁾	5.520	5.640
	Payload (kg) ¹⁾	1.970	1.850
	Tow load with fixed / removable ball head (kg)	3.500	3.500
	Permissible max. train weight w. fixed / removable ball head (kg)	10.700	10.700
DIMENSIONS	Total length (mm)	8.990	9.290
	Total width (mm)	2.450	2.450
	Total height (mm)	3.580	3.580
	Wheel base (mm)	4.900	5.100
	Lounge bench, left (mm)	1.440 x 1.000	1.740 x 1.000
	Couch, right (mm)	1.250 x 650	1.250 x 650
	Rear bed (mm)	2 x 2.000 x 1.060	2 x 2.000 x 1.060
	Optional drop-down bed (mm)	2.000 x 1.300	2.000 x 1.300
	Garage door (driver's side / passenger's side h x w in mm)	1.230 x 1.120	1.230 x 1.120
€		290.300,00 €	292.350,00 €

Prices in Euro (incl. 20% VAT)

¹⁾ see back

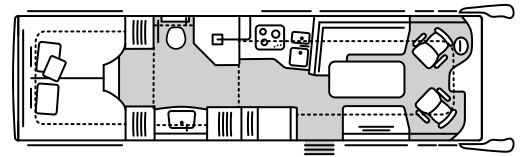
Images and descriptions may contain options that are subject to surcharge.

PALACE 90 LS



incl. scooter garage

PALACE 93 LSB



incl. scooter garage

IVECO Daily 70 C 18

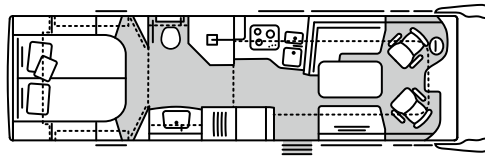
IVECO Daily 70 C 18

ENGINE	Serial diesel engine (cylinders)	4	4
	Cubic capacity (litres)	3,0	3,0
	Max. power (kW/HP)	129 / 175	129 / 175
	Max. torque (Nm)	430	430
	Emission class	EURO VI e	EURO VI e
WEIGHT	Technically permissible max. weight (kg) ¹⁾	7.490	7.490
	Mass in running order (kg) ¹⁾	5.600	5.700
	Payload (kg) ¹⁾	1.890	1.790
	Tow load with fixed / removable ball head (kg)	3.500	3.500
	Permissible max. train weight w. fixed / removable ball head (kg)	10.700	10.700
DIMENSIONS	Total length (mm)	9.190	9.490
	Total width (mm)	2.450	2.450
	Total height (mm)	3.580	3.580
	Wheel base (mm)	4.900	5.100
	Lounge bench, left (mm)	1.440 x 1.000	1.740 x 1.000
	Couch, right (mm)	1.250 x 650	1.250 x 650
	Rear bed (mm)	2 x 2.000 x 1.060	2 x 2.000 x 1.060
	Optional drop-down bed (mm)	2.000 x 1.300	2.000 x 1.300
	Garage door (driver's side / passenger's side h x w in mm)	1.230 x 1.120	1.230 x 1.120
€		292.350,00 €	293.350,00 €

Prices in Euro (incl. 20% VAT)

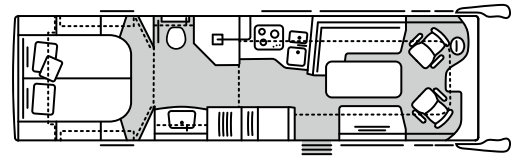
¹⁾ see back

PALACE 90 M



incl. scooter garage

PALACE 93 MB



incl. scooter garage

IVECO Daily 70 C 18

IVECO Daily 70 C 18

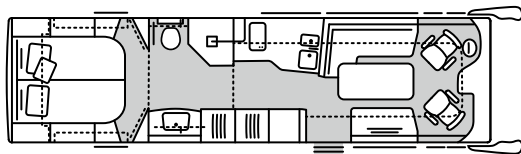
ENGINE	Serial diesel engine (cylinders)	4	4
	Cubic capacity (litres)	3,0	3,0
	Max. power (kW/HP)	129 / 175	129 / 175
	Max. torque (Nm)	430	430
	Emission class	EURO VI e	EURO VI e
WEIGHT	Technically permissible max. weight (kg) ¹⁾	7.490	7.490
	Mass in running order (kg) ¹⁾	5.600	5.700
	Payload (kg) ¹⁾	1.890	2.390
	Tow load with fixed / removable ball head (kg)	3.500	3.500
	Permissible max. train weight w. fixed / removable ball head (kg)	10.700	10.700
DIMENSIONS	Total length (mm)	9.190	9.490
	Total width (mm)	2.450	2.450
	Total height (mm)	3.580	3.580
	Wheel base (mm)	4.900	5.100
	Lounge bench, left (mm)	1.440 x 1.000	1.740 x 1.000
	Couch, right (mm)	1.250 x 650	1.250 x 650
	Rear bed (mm)	2.000 x 1.630	2.000 x 1.630
	Optional drop-down bed (mm)	2.000 x 1.300	2.000 x 1.300
	Garage door (driver's side / passenger's side h x w in mm)	1.230 x 1.120	1.230 x 1.120
€		292.350,00 €	293.350,00 €

Prices in Euro (incl. 20% VAT)

¹⁾ see back

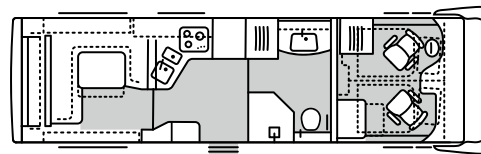
Images and descriptions may contain options that are subject to surcharge.

PALACE 96 MBK



incl. scooter garage

PALACE 88 DL



incl. bicycle garage

IVECO Daily 70 C 18

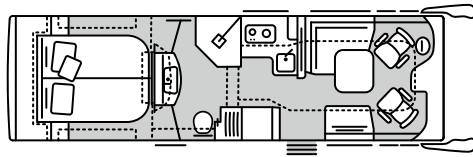
IVECO Daily 70 C 18

ENGINE	Serial diesel engine (cylinders)	4	4
	Cubic capacity (litres)	3,0	3,0
	Max. power (kW/HP)	129 / 175	129 / 175
	Max. torque (Nm)	430	430
	Emission class	EURO VI e	EURO VI e
WEIGHT	Technically permissible max. weight (kg) ¹⁾	7.490	7.490
	Mass in running order (kg) ¹⁾	5.800	5.520
	Payload (kg) ¹⁾	1.690	1.970
	Tow load with fixed / removable ball head (kg)	3.500	3.500
	Permissible max. train weight w. fixed / removable ball head (kg)	10.700	10.700
DIMENSIONS	Total length (mm)	9.790	8.990
	Total width (mm)	2.450	2.450
	Total height (mm)	3.580	3.580
	Wheel base (mm)	5.100	5000 (5.100)
	Seating group (mm)	-	1.600 - 1.800 x 2.100
	Lounge bench, left (mm)	1.740 x 1.000	1.740 x 1.000
	Couch, right (mm)	1.250 x 650	1.250 x 650
	Rear bed (mm)	2.000 x 1.630	2 x 2.000 x 1.060
	Drop-down bed (mm)	-	Driver side: 1.900 x 985 Passenger side: 2.000 x 985
	Height above drop-down bed mattress (mm)	-	1.220
	Optional drop-down bed (mm)	2.000 x 1.300	-
	Garage door (driver's side / passenger's side h x w in mm)	1.230 x 1.120	ca. 1.080 x 850
	€	295.350,00 €	290.300,00 €

Prices in Euro (incl. 20% VAT)

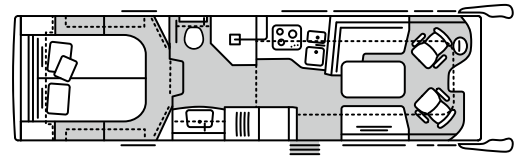
¹⁾ see back

PALACE 88 GQ



Length: ≤ 2,75 m
Height: ≤ 1,56 m

PALACE 92 G



Length: ≤ 2,75 m
Height: ≤ 1,56 m

IVECO Daily 70 C 18

IVECO Daily 70 C 18

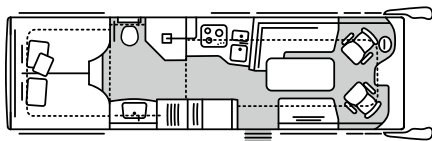
ENGINE	Serial diesel engine (cylinders)	4	4
	Cubic capacity (litres)	3,0	3,0
	Max. power (kW/HP)	129 / 175	129 / 175
	Max. torque (Nm)	430	430
	Emission class	EURO VI e	EURO VI e
WEIGHT	Technically permissible max. weight (kg) ¹⁾	7.490	7.490
	Mass in running order (kg) ¹⁾	5.640	5.820
	Payload (kg) ¹⁾	1.850	1.670
	Tow load with fixed / removable ball head (kg)	2.500	2.500
	Permissible max. train weight w. fixed / removable ball head (kg)	10.700	10.700
DIMENSIONS	Total length (mm)	8.990	9.540
	Total width (mm)	2.450	2.450
	Total height (mm)	3.580	3.580
	Wheel base (mm)	4.750	5.100
	Lounge bench, left (mm)	1.250 x 1.000	1.440 x 1.000
	Couch, right (mm)	900 x 650	1.250 x 650
	Rear bed (mm)	2.080 x 1.630	2.080 x 1.630
	Optional drop-down bed (mm)	2.000 x 1.300	2.000 x 1.300
	Rear garage door electric (passage h x w in mm)	1.570 x 2.000	1.570 x 2.000
€		315.550,00 €	317.550,00 €

Prices in Euro (incl. 20% VAT)

¹⁾ see back

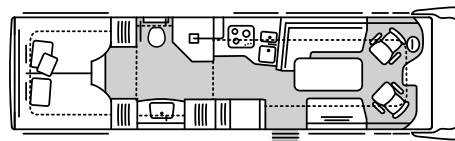
Images and descriptions may contain options that are subject to surcharge.

PALACE LINER 88 LB



incl. scooter garage

PALACE LINER 93 LSB



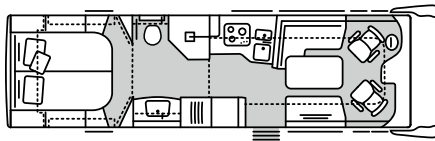
incl. scooter garage

	Mercedes-Benz Atego 1230 L	Mercedes-Benz Atego 1230 L
ENGINE	Serial diesel engine (cylinders)	6
	Cubic capacity (litres)	7,7
	Max. power (kW/HP)	220 / 299
	Max. torque (Nm)	1.200
	Emission class	EURO VI e
WEIGHT	Technically permissible max. weight (kg) ¹⁾	11.990
	Mass in running order (kg) ¹⁾	7.820
	Payload (kg) ¹⁾	4.170
	Tow load with fixed / removable ball head (kg)	3.500 / 2.910
	Permissible max. train weight w. fixed / removable ball head (kg)	15.490 / 14.900
DIMENSIONS	Total length (mm)	8.990
	Total width (mm)	2.450
	Total height (mm)	3.750
	Wheel base (mm)	4.460
	Lounge bench, left (mm)	1.740 x 1.000
	Couch, right (mm)	1.250 x 650
	Rear bed (mm)	2 x 2.000 x 1.110
	Optional drop-down bed (mm)	2.100 x 1.300
	Garage door (driver's side / passenger's side h x w in mm)	1.230 x 1.120
€	393.200,00 €	398.200,00 €

Prices in Euro (incl. 20% VAT)

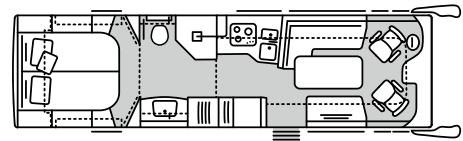
¹⁾ see back

PALACE LINER 90 M



incl. scooter garage

PALACE LINER 93 MB



incl. scooter garage

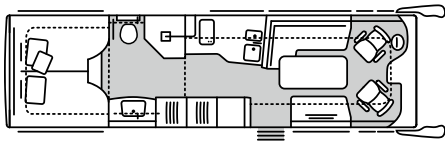
	Mercedes-Benz Atego 1230 L	Mercedes-Benz Atego 1230 L
ENGINE	Serial diesel engine (cylinders)	6
	Cubic capacity (litres)	7,7
	Max. power (kW/HP)	220 / 299
	Max. torque (Nm)	1.200
	Emission class	EURO VI e
WEIGHT	Technically permissible max. weight (kg) ¹⁾	11.990
	Mass in running order (kg) ¹⁾	7.900
	Payload (kg) ¹⁾	4.090
	Tow load with fixed / removable ball head (kg)	3.500 / 2.910
	Permissible max. train weight w. fixed / removable ball head (kg)	15.490 / 14.900
DIMENSIONS	Total length (mm)	9.190
	Total width (mm)	2.450
	Total height (mm)	3.750
	Wheel base (mm)	4.760
	Lounge bench, left (mm)	1.440 x 1.000
	Couch, right (mm)	1.250 x 650
	Rear bed (mm)	2.000 x 1.630
	Optional drop-down bed (mm)	2.100 x 1.300
	Garage door (driver's side / passenger's side h x w in mm)	1.230 x 1.120
€	395.200,00 €	398.200,00 €

Prices in Euro (incl. 20% VAT)

¹⁾ see back

Images and descriptions may contain options that are subject to surcharge.

PALACE LINER 91 LBK

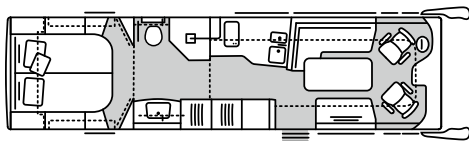


incl. scooter garage

Mercedes-Benz Atego
1230 L

ENGINE	Serial diesel engine (cylinders)	6
	Cubic capacity (litres)	7,7
	Max. power (kW/HP)	220 / 299
	Max. torque (Nm)	1.200
	Emission class	EURO VI e
WEIGHT	Technically permissible max. weight (kg) ¹	11.990
	Mass in running order (kg) ¹	7.920
	Payload (kg) ¹	4.070
	Tow load with fixed / removable ball head (kg)	3.500 / 2.910
	Permissible max. train weight w. fixed / removable ball head (kg)	15.490 / 14.900
DIMENSIONS	Total length (mm)	9.290
	Total width (mm)	2.450
	Total height (mm)	3.750
	Wheel base (mm)	4.760
	Lounge bench, left (mm)	1.740 x 1.000
	Couch, right (mm)	1.250 x 650
	Rear bed (mm)	2.000 x 1.630
	Optional drop-down bed (mm)	2.100 x 1.300
	Garage door (driver's side / passenger's side h x w in mm)	1.230 x 1.120
€	396.200,00 €	

PALACE LINER 96 MBK



incl. scooter garage

Mercedes-Benz Atego 1230 L

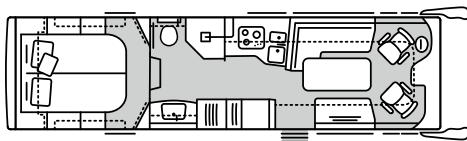
ENGINE	Serial diesel engine (cylinders)	6
	Cubic capacity (litres)	7,7
	Max. power (kW/HP)	220 / 299
	Max. torque (Nm)	1.200
	Emission class	EURO VI e
WEIGHT	Technically permissible max. weight (kg) ¹	11.990
	Mass in running order (kg) ¹	8.100
	Payload (kg) ¹	3.890
	Tow load with fixed / removable ball head (kg)	3.500 / 2.910
	Permissible max. train weight w. fixed / removable ball head (kg)	15.490 / 14.900
DIMENSIONS	Total length (mm)	9.890
	Total width (mm)	2.450
	Total height (mm)	3.750
	Wheel base (mm)	5.060
	Lounge bench, left (mm)	1.740 x 1.000
	Couch, right (mm)	1.250 x 650
	Rear bed (mm)	2.000 x 1.630
	Optional drop-down bed (mm)	2.100 x 1.300
	Garage door (driver's side / passenger's side h x w in mm)	1.230 x 1.120
€	401.250,00 €	

Prices in Euro (incl. 20% VAT)

¹⁾ see back

Images and descriptions may contain options that are subject to surcharge.

PALACE LINER 95 GB



Length: ≤ 2,75 m
Height: ≤ 1,56 m

Mercedes-Benz Atego 1230 L

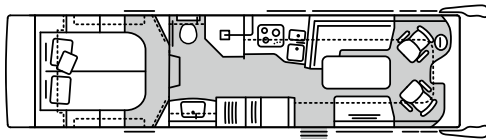
Mercedes-Benz Atego 1530 L

ENGINE	Serial diesel engine (cylinders)	6	6
	Cubic capacity (litres)	7,7	7,7
	Max. power (kW/HP)	220 / 299	220 / 299
	Max. torque (Nm)	1.200	1.200
	Emission class	EURO VI e	EURO VI e
WEIGHT	Technically permissible max. weight (kg) ¹	11.990	15.000
	Mass in running order (kg) ¹	8.400	8.490
	Payload (kg) ¹	3.590	6.510
	Tow load with fixed / removable ball head (kg)	3.500 / 2.910	3.310 / 2.780
	Permissible max. train weight w. fixed / removable ball head (kg)	15.490 / 14.900	18.310 / 17.900
DIMENSIONS	Total length (mm)	9.850	9.850
	Total width (mm)	2.450	2.450
	Total height (mm)	3.750	3.750
	Wheel base (mm)	5.060	5.060
	Lounge bench, left (mm)	1.740 x 1.000	1.740 x 1.000
	Couch, right (mm)	1.250 x 650	1.250 x 650
	Rear bed (mm)	2.080 x 1.630	2.080 x 1.630
	Optional drop-down bed (mm)	2.100 x 1.300	2.100 x 1.300
	Rear garage door electric (passage h x w in mm)	1.570 x 2.100	1.570 x 2.100
€		433.500,00 €	453.700,00 €

Prices in Euro (incl. 20% VAT)

¹⁾ see back

PALACE LINER 99 GB



Length: ≤ 2,75 m
Height: ≤ 1,56 m

Mercedes-Benz Atego 1230 L

Mercedes-Benz Atego 1530 L

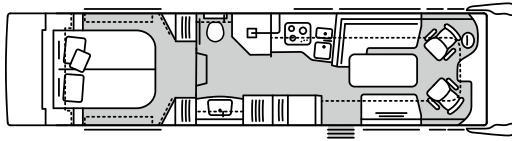
ENGINE	Serial diesel engine (cylinders)	6	6
	Cubic capacity (litres)	7,7	7,7
	Max. power (kW/HP)	220 / 299	220 / 299
	Max. torque (Nm)	1.200	1.200
	Emission class	EURO VI e	EURO VI e
WEIGHT	Technically permissible max. weight (kg) ¹	11.990	15.000
	Mass in running order (kg) ¹	8.530	8.620
	Payload (kg) ¹	3.460	6.380
	Tow load with fixed / removable ball head (kg)	3.500 / 2.910	3.310 / 2.780
	Permissible max. train weight w. fixed / removable ball head (kg)	15.490 / 14.900	18.310 / 17.900
DIMENSIONS	Total length (mm)	10.250	10.150
	Total width (mm)	2.450	2.450
	Total height (mm)	3.750	3.750
	Wheel base (mm)	5.360	5.360
	Lounge bench, left (mm)	1.740 x 1.000	1.740 x 1.000
	Couch, right (mm)	1.250 x 650	1.250 x 650
	Rear bed (mm)	2.080 x 1.630	2.080 x 1.630
	Optional drop-down bed (mm)	2.100 x 1.300	2.100 x 1.300
	Rear garage door electric (passage h x w in mm)	1.570 x 2.100	1.570 x 2.100
€		438.550,00 €	458.700,00 €

Prices in Euro (incl. 20% VAT)

¹⁾ see back

Images and descriptions may contain options that are subject to surcharge.

PALACE LINER 103 GSB



Length: ≤ 3,67 m
Height: ≤ 1,48 m

Mercedes-Benz Atego 1230 L

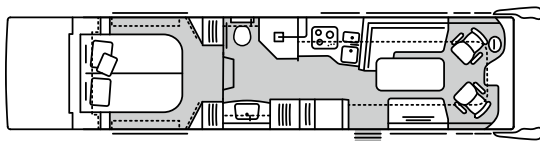
Mercedes-Benz Atego 1530 L

ENGINE	Serial diesel engine (cylinders)	6	6
	Cubic capacity (litres)	7,7	7,7
	Max. power (kW/HP)	220 / 299	220 / 299
	Max. torque (Nm)	1.200	1.200
	Emission class	EURO VI e	EURO VI e
WEIGHT	Technically permissible max. weight (kg) ¹⁾	11.990	15.000
	Mass in running order (kg) ¹⁾	8.820	8.910
	Payload (kg) ¹⁾	3.170	6.090
	Tow load with fixed / removable ball head (kg)	3.500 / 2.910	3.310 / 2.780
	Permissible max. train weight w. fixed / removable ball head (kg)	15.490 / 14.900	18.310 / 17.900
DIMENSIONS	Total length (mm)	10.850	10.850
	Total width (mm)	2.450	2.450
	Total height (mm)	3.750	3.750
	Wheel base (mm)	5.660	5.660
	Lounge bench, left (mm)	1.740 x 1.000	1.740 x 1.000
	Couch, right (mm)	1.250 x 650	1.250 x 650
	Rear bed (mm)	2.080 x 1.630	2.080 x 1.630
	Optional drop-down bed (mm)	2.100 x 1.300	2.100 x 1.300
	Rear garage door electric (passage h x w in mm)	1.570 x 2.100	1.570 x 2.100
€		443.600,00 €	463.750,00 €

Prices in Euro (incl. 20% VAT)

¹⁾ see back

PALACE LINER 110 GSB



Length: ≤ 4,10 m
Height: ≤ 1,48 m

Mercedes-Benz Atego 1230 L

Mercedes-Benz Atego 1530 L

ENGINE	Serial diesel engine (cylinders)	6	6
	Cubic capacity (litres)	7,7	7,7
	Max. power (kW/HP)	220 / 299	220 / 299
	Max. torque (Nm)	1.200	1.200
	Emission class	EURO VI e	EURO VI e
WEIGHT	Technically permissible max. weight (kg) ¹	11.990	15.000
	Mass in running order (kg) ¹	8.905	8.995
	Payload (kg) ¹	3.085	6.005
	Tow load with fixed / removable ball head (kg)	3.500 / 2.910	3.310 / 2.780
	Permissible max. train weight w. fixed / removable ball head (kg)	15.490 / 14.900	18.310 / 17.900
DIMENSIONS	Total length (mm)	11.280	11.280
	Total width (mm)	2.450	2.450
	Total height (mm)	3.750	3.750
	Wheel base (mm)	5.660	5.660
	Lounge bench, left (mm)	1.740 x 1.000	1.740 x 1.000
	Couch, right (mm)	1.250 x 650	1.250 x 650
	Rear bed (mm)	2.080 x 1.630	2.080 x 1.630
	Optional drop-down bed (mm)	2.100 x 1.300	2.100 x 1.300
	Rear garage door electric (passage h x w in mm)	1.570 x 2.100	1.570 x 2.100
€		453.700,00 €	473.850,00 €


Prices in Euro (incl. 20% VAT)


¹⁾ see back

Images and descriptions may contain options that are subject to surcharge.

MODEL SERIES MORELO PALACE | STANDARD EQUIPMENT

ENGINE . CHASSIS . DRIVING SAFETY

ENGINE	Base vehicle MORELO PALACE		IVECO Daily
	Turbo diesel engine, with rear wheel drive		3,0 litres / 129 kW / 175 HP
	Fuel tank, in litres		90
	Emission class EURO VI e		AdBlue, 20 litres
	Manual transmission		6-gear
CHASSIS	Alternator		14 V / 250 A ³ / 3.080 W
	All season tires 		225 / 75 R 16
	Disc brakes, on front and rear axle		■
	Breakdown set, with warning triangle, first-aid kit, warning light, wheel chock and tire pressure kit		■
	Air suspension on front and rear axle for PALACE 88 GQ / 92 G		■
DRIVING SAFETY	Electronic anti-lock braking system (ABS)		■
	Traction control system (ASR)		■
	Electronical Stability Program (ESP)		■
	Cruise control		■
	Active tire pressure monitoring system		■

ENGINE	Base vehicle PALACE LINER		Mercedes-Benz Atego
	Turbo diesel engine, with rear wheel drive		7,7 litres / 220 kW / 299 HP
	Differential lock		■
	Fuel tank, in litres		180
	Emission class EURO VI e		AdBlue, 35 litres
CHASSIS	Automatized transmission		8-gear
	Alternator		28 V / 150 A / 4.200 W
	Tires on front axle		285 / 70 R 19,5
	Tires on rear axle with traction profile 		285 / 70 R 19,5
	Dual-circuit compressed air brake and engine brake		■
DRIVING SAFETY	Disc brakes, on front and rear axle		■
	Air suspension on front and rear axle with lifting and lowering function		■
	Breakdown set, with warning triangle, first-aid kit, warning light and wheel chock		■
	Electronic anti-lock braking system (ABS)		■
	Traction control system (ASR)		■
	Electronical Stability Program (ESP)		■
	Emergency Brake Assist		■
	Roll Control Assist		×
	Lane Departure Warning		■
	Alertness assistant		×
	Traffic sign assistant		×
	Active Brake Assist		■
	Cruise control		■
	Underride protection		■
	Tire pressure monitoring		×

■ Standard equipment × Not available 3) With optional retarder 220 A only

MODEL SERIES MORELO PALACE | STANDARD EQUIPMENT

COCKPIT . LIGHTS . STRUCTURE

COCKPIT	Driver's cab seats, swiveling, with armrests and integrated belt system
	Plissee behind windscreen, electrically activated, darkening blind with privacy screen and sunblind function
	Flush, double-glazed driver's cab side windows, mechanically activated
	Air conditioning in driver's cab
	Steering wheel, adjustable in height and angle
	Outside mirrors (incl. wide-angle and front mirror) and windscreen wiper system in bus style
	2 x USB charging sockets and 2 x 230 V sockets next to the seats
	Optimized noise insulation of engine compartment
	Fully insulated driver's cab, new GRP module
	Independent premium dashboard, with ambient lighting, cupholder and cooled refreshment compartment
LIGHTS	Headlights in LED technology
	Fog lights with turning light function in LED technology
	LED daytime running lights in LED technology
	LED rearlights in Bridgelight technology
STRUCTURE	Side walls and roof in 42 mm thickness, 38 mm of which consists of closed-cell RTM hard foam
	Aluminium roof profile rails, with rainwater channels to help keeping side walls clean
	Side walls in alu-RTM-alu sandwich design, smooth and high-gloss
	Roof in GRP-RTM-alu sandwich design, hail protection and low heat conductivity
	Underfloor in GRP-RTM-GRP sandwich design, robust, corrosion-free, wood-free
	Cold-bridge-free wall joint technology, using highly compressed rigid PU profiles
	Central locking of external storage flaps except for gas bottle compartment with remote control
	Garage door with electrical unlocking or electrical rear hatch for car garages
	Lightning protection, Faraday cage
	Heatable double floor, 420 mm high, side access via external flaps (IVECO Daily)
	Heatable double floor, 480 mm high, side access via external flaps (Mercedes-Benz Atego)
	"Top Class" entrance door with window, extra large, electric with code lock and remote control, as well as blind and flyscreen
	Interior entrance step, heated, with two incorporated pull-out drawers
	Exterior entrance step, 2-step, electrically extendable with safety circuit (PALACE)
	Exterior entrance step, 3-step, electrically extendable with safety circuit (PALACE LINER)
	Rear garage with doors to the right and to the left, floor rails with lashing eyelets and 230 V socket, electrical release (not for G models)
	Rear wall with fibreglass compound sandwich design, PU foam core
	Plastic windows in living area, double-glazed and tinted, collapsible outwards or sliding, with pleated blackout blind and flyscreen
	Storage space flaps thermally separated with electrical release, carpeted inside
	Entirely wood-free exterior structure
	Front and lateral skirting, from highly sturdy fibreglass compound
	Black carbon look exterior
	Sturdy handle for easy entry

Floor covering made from easy-care, high-grade vinyl

Flat living area floor, from the rear to the dashboard

Mini rooflight, with flyscreen and pleated blackout blind in the bedroom

Double-glazed, panoramic rooflight with flyscreen and pleated blackout blind in the living area

Lighting canopies with LED spots incl. indirect lighting, dimmable

Rear bed with comfortably suspended multi-zone mattress and adjustable head part

Wardrobes with LED lighting

Textile upholstery, including driver and passenger seats

Seating group with ergonomic upholstery, comfortable multi-layer design with diol-based padding and zip fasteners

Extensible, sturdy table, with extensive sliding range, laminated

Ceiling-high double pull-out cabinet at the entrance

Sockets in the living area and in the bedroom

Wall covering with colour-matching textile covering

Elegant pleated curtains

172 litre household refrigerator with 15 litre freezer compartment, soft-close door

Household oven with microwave

3-flame stainless steel gas cooker, installed countersunk with automatic ignition and glass cover (not for PALACE 88 GQ)

2-flame stainless steel gas cooker, installed countersunk with automatic ignition and glass cover (only for PALACE 88 GQ)

Single-lever mixer tap, chrome

Drawers with soft-close function and cutlery insert

Pull-out waste bin with removable containers

Mini rooflight, with flyscreen and pleated blackout blind

LED spots in lighting canopy and indirect lighting, dimmable

2 x 230 V sockets

Kitchen worktop in mineral material, double sink, generous worktop, fully deep pull-out drawers in the kitchen block, Nespresso coffee machine with capsule holder and 230 V socket

THE BEST RELY ON US

We are MEIER and the best rely on us. We stand for quality in the motorhome industry. At Fahrzeugbau MEIER we lay the secure foundation so that you can start your next trip without worry. And if something is missing, our service partner MEIER Caravantechnik is there to help and advise you.



www.meier-caravaning.de

OUR LOCATIONS

D-96152 Burghaslach
D-90518 Altdorf



← learn more

MEIER
Auf uns bauen die Besten

MODEL SERIES MORELO PALACE | STANDARD EQUIPMENT

BATHROOM . SUPPLY . ELECTRONICS . CONTROL PANEL

BATHROOM	Mini rooflight, with flyscreen and pleated blackout blind
	Washstand, with seamlessly integrated sink, push open valve and domestic drain
	Extensible single-lever mixer tap, chrome
	Soap dispenser, cup holder and towel hook
	Lighted mirror closet
	Separate shower, with wall rail, height-adjustable showerhead
	Toilet window, with flyscreen and pleated blackout blind with premium bathroom
	Ceramic toilet bowl with ca. 250 litres blackwater tank
	Toilet paper holder and toilet brush
	Spacious wardrobe with LED lighting
SUPPLY	LED spots and indirect lighting, dimmable
	2 x 230 V sockets
	Gas bottle compartment, for 2 x 11 kg gas bottles side by side, with gas controller, hose-breakage protection, gas filter and automatic switchover
	5.500 W hot water gas central heating, with thermostat control, automatic ventilation valve and backflow shut-off
	Electrical heating cartridge, 230 V, up to 3.000 W
	Engine heat exchanger, for using engine calories to heat up the living area
	Floor heating in living area and bathroom and driver's cab
	Heat regulator in bedroom
	Heat regulator in rear garage
	Towel dryer radiator in bathroom, with thermostat control
	Integrated hot-water boiler, serving all tapping points
	Ca. 360 litres freshwater tank, ca. 250 litres wastewater tank and ca. 250 litres blackwater tank, placed in the heated double floor
	Emptying of wastewater and blackwater tank, via drain tap in heated double floor and drain hose with bayonet connection
ELECTRONICS	Domestic style wastewater pipes
	Flushing connections for wastewater and blackwater tank
	Central pressure water supply
	2 x 230 V sockets in the garage
	12 V socket in the electrical compartment
	Sine wave inverter for refrigerator
	230 V CEE connection with insulated floor inlet
	2 x 230 V CEE connections with insulated floor inlet (1 x separate charger for lower amp fuse-protected pitches; 1 x charger for inverter) (only for Victron)
	Electrical package Victron Quattro II 5.000 VA with lithium battery 1 x 200 Ah, combined charger / inverter 4.000 W continuous power, charging capacity up to 120 A, with power sharing, controllable with 7" Cerbo GX Touch and digital system; monitoring with Victron Connect App and VRM portal (only with WiFi router), separate charger for lower amp fuse-protected pitches <6 A mains (only for PALACE LINER)
	140 Ah gel battery in double floor including battery monitoring system with overloading and deep-discharge protection (only for PALACE)
CONTROL PANEL	Automatic charger, electronically controlled, with battery temperature sensor, maximum mains charging current of 25 A
	Menu-guided central operation and touchscreen display
	Illuminated glass touch panels for light and habitation control
	Parallel and synchronised control as well as display via smartphone and tablet (Android/iOS) inside WLAN area
	Optional navigation system: parallel and synchronised control and display via navigation system (not for PALACE LINER S-Way)
	Digitally fuse-protected inputs and outputs for lighting, multimedia devices, sensors, actuators and data bus communication
	Room-by-room control with voice commands for light and habitation control
	Acoustic and visual notifications for multiple vehicle and habitation states
	Standby switch in display and main switch for entire system
	Information on vehicle status (power/water/solar/gas) fully with digital vehicle management

MODEL SERIES MORELO PALACE | SPECIAL EQUIPMENT

CHASSIS IVECO DAILY . CHASSIS PACKAGET . SAFETY PACKAGE

	Item / Weight ¹		IVECO Daily
CHASSIS IVECO DAILY	018175 / 26	Daily "wide axle" front axle (spur widening on front axle + 200 mm)	7.855,00 €
	011218 / 128	Original IVECO retarder (standard 70 litres fuel tank, alternator 220 A)	8.660,00 €
	018152 / 120	Ca. 200 litres fuel tank (instead of standard) ³	2.610,00 €
	018214D / 25	Air suspension on rear axle only (not for PALACE 88 GQ / 92 G)	6.445,00 €
	018212D / 63	Air suspension on front and rear axle, automatic leveling and various special features (only combined with alloy rims) (standard for PALACE 88 GQ / 92 G)	10.640,00 €
	018225 / 05	Active-Air Chassis (only in combination with air suspension on front and rear axle)	5.495,00 €
	018186 / 08	Alloy rims MORELO Silver on front axle with spur widening and steel rims with wheel trims on rear axle	3.115,00 €
	018186-01 / 08	Alloy rims MORELO Graphite on front axle with spur widening and steel rims with wheel trims on rear axle	3.115,00 €
	018187 / 08	Alloy rims MORELO Silver on front and rear axle outside with spur widening, steel valves	4.530,00 €
	018187-01 / 08	Alloy rims MORELO Graphite on front and rear axle outside with spur widening, steel valves	4.530,00 €
	01720D / 12	Wheel trims in stainless steel 16" for steel rims	755,00 €
	018170D / 08	Spur widening on front axle, only for steel rims (obligatory with optional full air suspension)	655,00 €
	018181 / 16	Spur widening on rear axle, only for steel rims	960,00 €
	018103 / 34	Fixed trailer coupling up to max. 3.500 kg (in combination with chassis package)	1.805,00 €
	018126 / 50	Removable trailer coupling up to 3.500 kg (only combined with chassis package)	2.400,00 €
	018256 / 99	Hydraulic leveling jacks with automatic leveling ² incl. touch panel	9.570,00 €
	017307 / 04	Steering wheel removable to improve seat rotation and deter theft	1.100,00 €
	018321 / 55	Spare wheel with steel rim and bracket, situated underneath lowered rear end	555,00 €
CHASSIS PACKAGE	011335 / 51	Chassis package IVECO Daily 70 C 18	10.690,00 €
		- Engine version C 21, 152 kW / 207 HP	
		- ZF 8-gear torque converter transmission	
		- Leather steering wheel with multifunctional buttons (not removable)	
		- Electrical and technical preparation for trailer coupling	
		- Differential lock for rear axle	
SAFETY PACKAGE	011277 / 20	Driving safety package (obligatory for registrations as from July 2026)	7.955,00 €
		- Electric parking brake	
		- Emergency brake assist, adaptive cruise control	
		- Active lane departure warning with warning tone	
		- Traction PLUS with downhill assist	

Prices in Euro (incl. 20% VAT)

¹⁾ weight in kg ²⁾ only combined with Electrical Package ³⁾ by using the original tank sensor a filling level above 150 litres is indicated as „full“!

Item / Weight ¹		MB Atego
018148 / 80	280 litres fuel tank instead of 180 litres standard (if sufficient space)	1.000,00 €
018169 / 0	Alloy rims ALCOA Dura Bright on front and rear axle 19,5"	6.645,00 €
018131E / 12	Electrical and technical preparation for trailer coupling (retrofitting costly)	1.300,00 €
018099E / 47	Fixed trailer coupling up to max. 3.500 kg (incl. electrical and technical preparation for trailer coupling)	2.610,00 €
018127 / 50	Removable trailer coupling incl. electrical and technical preparation for trailer coupling (see technical data for tow load)	3.215,00 €
018257 / 120	Hydraulic leveling jacks with automatic leveling ² incl. touch panel	9.870,00 €
018319 / 84	Spare wheel and bracket, situated underneath lowered rear end ⁴	1.505,00 €

Item / Weight ¹		all models
017421 / 0	Digital rearview camera system in HD resolution with HD screens on the A-pillars on the driver's and passenger's side as rearview mirrors (instead of standard mirrors), incl. 360° 3D BirdView system with image output on navigation system	10.035,00 €
037088 / 08	BirdView camera set (output on navigation system / without digital mirrors)	3.720,00 €
052130 / 45	Luxury driver's cab seats, air-suspended and heated, with lumbar support, armrests	4.425,00 €
052350 / 45	Luxury driver's cab seats, air-suspended and heated, with lumbar support, armrests, ventilation (only in combination with leather upholstery)	5.135,00 €
052322 / 04	Heating for standard cab seats	855,00 €
021040 / 06	Double horn air fanfare (for IVECO Daily only in combination with luxury driver's cab seats)	1.100,00 €
021045 / 05	Compressed air connection behind side skirt flap (for IVECO Daily only in combination with luxury driver's cab seats)	555,00 €
017508 / 20	Additional noise insulation for engine compartment, front side walls and front wheel arches	1.705,00 €

STABILITY & SAFETY

VB-Airsuspension for optimal driving comfort, increased stability, and more safety



Anyone who travels hundreds of kilometers at a stretch wants a stable and comfortable vehicle. Therefore, it is particularly important that the suspension system is in perfect technical condition. With our next-generation air suspension system, your MORELO remains stable and steerable under all circumstances. Constant driving level is guaranteed. The vehicle becomes less sensitive to crosswinds and road irregularities, offers more stable cornering, and reacts optimally to sudden evasive and braking maneuvers, even with heavy and uneven loads.

MODEL SERIES MORELO PALACE | SPECIAL EQUIPMENT

STRUCTURE . KITCHEN . LIVING ROOM

	Item / Weight ¹		all models
STRUCTURE	022029 / 60	Electrically operated roof awning 6.0 m, with LED lighting with remote control ²	3.320,00 €
	022051 / 03	LED lighting underneath of roof profile on driver's side with remote control	960,00 €
	024962 / 05	Flush, double-glazed driver's cab side windows, electrically activated	1.360,00 €
	025186 / 115	Double-glazed projecting windows with glass cladding outside in EMPIRE style (not for PALACE 88 GQ / 92 G)	9.470,00 €
	025244 / 08	Midi rooflight in bedroom (instead of standard rooflight)	855,00 €
	025245 / 13	Panoramic rooflight Heki 3 in bedroom (instead of standard rooflight)	1.605,00 €
	037500 / 07	Furniture safe with electronic locking, motor-driven locking system, 8,3 l volume	455,00 €
	031945 / 05	Double floor lighting	755,00 €
	020110 / 12	Aluminium chequer plate on the rear garage floor (scooter garage)	755,00 €
	020113 / 12	Aluminium chequer plate on the rear garage floor (car garage)	1.060,00 €
	020483 / 50	Bicycle elevator for two bicycles with charging socket for e-bikes (only for PALACE LINER 110 GSB)	3.320,00 €
	020131 / 04	Lashing rail package with 3 additional lashing rails incl. 3 lashing eyes each in rear garage, each on driver's and passenger's side (for G models)	795,00 €
	036112 / 03	Clothes rail in rear garage (only for scooter garage)	355,00 €
	020316 / 05	Illuminated MORELO logo on the vehicle front	755,00 €
KITCHEN			
	025176 / 0	Induction hob (two induction cooking zones) instead of three-burner gas stove	1.805,00 €
	043501 / 55	Luxury dishwasher, pull-out underneath cooker (230 V operation via mains connection or inverter)	2.510,00 €
	025167 / 05	Extractor fan instead of standard rooflight	960,00 €
	045625 / 24	200 litre household refrigerator with separate 60 litre freezer compartment, floor to ceiling, instead of standard refrigerator (only upon request)	1.000,00 €
LIVING ROOM			
	036600 / 0	Decor change for furniture fronts (price per unit, position and number may be freely selected, not for curved overhead lockers)	150,00 €
	035363 / 106	Bar seating group (passenger's side) with adjustable single seat incl. homologation for one additional person (not for PALACE 88 GQ/DL)	2.610,00 €
	035911 / 30	Seat belt for 1 person on single seating bench (not for PALACE 88 DL)	1.000,00 €
	035992 / 45	Seat belts for 2 persons on multifunctional seating bench (not for PALACE 88 DL)	1.100,00 €
	042204 / 07	Height-adjustable table column, with extra cushion insert (only for standard lounge seating group and rear seating group)	1.000,00 €
	043480 / 01	Glass fronts for upper dinette cabinet (not possible with Q-layouts)	1.000,00 €
	042899 / 0	CASHMERE style: Wood decor in aralia with light grey furniture fronts	1.200,00 €

Prices in Euro (incl. 20% VAT)

¹⁾ weight in kg ²⁾ only combined with Electrical Package

MODEL SERIES MORELO PALACE | SPECIAL EQUIPMENT

BEDROOM . BATHROOM . ELECTRONICS

	Item / Weight ¹		all models
BEDROOM	052220 / 54	Electric drop-down bed (instead of front overhead lockers)	2.815,00 €
	036256 / 05	Multizone mattress and "watergel" topping for drop-down bed	655,00 €
	036270 / 05	Rear bed with multizone mattress and "watergel" topping	655,00 €
	036372 / 07	Rear bed with lying surface over the entire width, for L-layouts, incl. EvoPore mattress with "watergel" topping	1.705,00 €
	036374 / 40	Rear bed with lying surface over the entire width, for M and G layouts, with overhead lockers like in L-version, incl. multi-zone EvoPore mattress with "watergel" topping (not for PALACE 88 GQ)	2.715,00 €
BATHROOM			
	036088 / 13	EMPIRE rain shower (reduced headroom)	1.100,00 €
	036071 / 44	Luxury bathroom with separate toilet area, window and rooflight (not for PALACE 88 GQ/DL)	3.215,00 €
	036068 / 0	Towel radiator in chrome finish instead of white	960,00 €
	036033 / 03	Extensible shower next to the toilet	455,00 €
	036025 / 06	Raised toilet seat (ca. 50 mm) for fixed-tank toilets	455,00 €
	025268 / 05	Extractor fan instead of standard rooflight	960,00 €
ELECTRONICS			
	031056 / 02	Fully-integrated alarm system with interior monitoring and 120 dB siren alarm	1.505,00 €
	025238 / 40	Roof air conditioning, for bathroom with infrared remote control (total vehicle height + 150 mm), operation via mains connection only	3.820,00 €
		Alternatively two air conditionings:	
	025051 / 40	Roof air conditioning, for living area with infrared remote control (total vehicle height + 150 mm), operation via mains connection only (not for PALACE 88 DL)	3.820,00 €
	025052 / 40	Roof air conditioning, for bedroom with infrared remote control (total vehicle height + 150 mm, not in combination with panoramic rooflight), operation via mains connection only (not for PALACE 88 DL)	3.820,00 €
	037258 / 44	Solar panels with 4 x 140 W maximum power	3.925,00 €
	037259 / 67	Solar panels with 6 x 140 W maximum power (if sufficient space on the roof)	5.635,00 €
	037260 / 88	Solar panels with 8 x 140 W maximum power (if sufficient space on the roof)	7.350,00 €
	031521 / 42	Electrical Package "Energy Lithium Power" (instead of standard) lithium-iron-phosphate battery 1 x 340 Ah (discharging level 100% = 340 Ah), combined charger / inverter 120 A / 3.000 W, with power sharing, fully automatic top-class battery protection, 10" premium control panel (only IVECO Daily)	10.075,00 €
	031467 / 34	Additional lithium battery 340 Ah (only combined with electrical package "Lithium Power", max. 3 batteries in total, max. 2 batteries for 88 GQ / 92 G)	5.535,00 €
	025057 / 0	230 V appliances on inverter operation (min. 2 lithium batteries necessary)	290,00 €
	031492 / 42	Additional lithium battery 24 V / 200 Ah (only combined with electrical package "Victron", max. 4 batteries in total, only for PALACE LINER)	6.545,00 €
	031497 / 08	Upgrade to Victron Quattro II 8.000 VA (no Quattro II 5.000 VA); combined charger / inverter 6400 W continuous power, charging capacity up to 200 A (not with mains), with power sharing (min. 2 batteries required, only for PALACE LINER)	1.905,00 €
	031450 / 05	Sine wave inverter 300 W (with separate socket for continuous use of small appliances, e.g. respirator)	655,00 €
	031912 / 01	Additional USB socket (USB A + C) (specify exact position)	305,00 €
	044103 / 05	Dyson vacuum cleaner V8 Absolut	855,00 €

Prices in Euro (incl. 20% VAT)

¹⁾ weight in kg

Images and descriptions may contain options that are subject to surcharge.

MODEL SERIES MORELO PALACE | SPECIAL EQUIPMENT

MULTIMEDIA . SUPPLY

	Item / Weight ¹		all models
MULTIMEDIA	037121 / 08	10" navigation system on Android basis, Apple CarPlay, Android, Google Play Store, WiFi, USB and Bluetooth compatible, digital vehicle integration, DAB+ radio, GPS, Bluetooth handsfree system with integrated microphone, reversing camera, radio control via original steering wheel incl. sound system with subwoofer in driver's cab	4.025,00 €
	037128 / 05	Living room sound system with 6 additional loudspeakers and 11-channel DSP amplifier (only in combination with navigation system)	2.005,00 €
	037341 / 05	5G WiFi router with Dual SIM (VPN capable, Starlink compatible, incl. location function)	2.310,00 €
		TV packages with LED flatscreen: satellite TV system, Oyster V, with 85 cm dish, fully automatic orientation, multi-user facility via TWIN-LNB, LED flatscreen with Smart TV function; (total vehicle height + ca. 80 mm)	
		for PALACE	
	037704 / 58	- 39" TV electrically lowerable in overhead locker (passenger's side) with glasses and 27" TV in the bedroom	7.350,00 €
	037702 / 58	- 39" TV electrically lowerable in overhead locker (driver's side) with glasses and 27" TV in the bedroom (only for bar seating group)	8.360,00 €
	037706 / 56	- 32" TV in the overhead locker above the dashboard, overhead locker (passenger's side) with glasses, 27" TV in the bedroom	6.845,00 €
		for PALACE 88 GQ	
	037647 / 58	- 32" TV electrically lowerable in overhead locker (passenger's side) with glasses and 39" TV in the bedroom	8.260,00 €
	037648 / 56	- 32" TV in the overhead locker above the dashboard with locker (passenger's side) with glasses, 39" TV in the bedroom (not in combination with drop-down bed)	8.260,00 €
		for PALACE 88 DL	
	037750 / 38	- 39" TV in the dinette rear seating group on passenger's side and 27" in the alcove	7.350,00 €
SUPPLY			
	034225 / 01	Central filter unit for cleaning and decalcifying the freshwater supply	1.100,00 €
	034202 / 03	External shower on the driver's side in front of the rear axle	395,00 €
	018138 / 02	Pressure sensors for precise measuring of freshwater and wastewater tank levels	855,00 €
	033020 / 02	Gas alarm, to monitor living area	555,00 €
	018600 / 15	Diesel auxiliary heating, with continuous heating via heat exchanger (5.200 W) incl. timer	3.320,00 €
	033026 / 03	External gas connection, on side wall's passenger's side	355,00 €
	033005 / 111	120 litres gas tank, with remote filling in the side wall and level indicator in control panel display	3.015,00 €
	033015 / 145	150 litres gas tank, with remote filling in the side wall and level indicator in control panel display (if technically possible)	3.175,00 €

Prices in Euro (incl. 20% VAT)

¹⁾ weight in kg

MODEL SERIES MORELO PALACE | SPECIAL EQUIPMENT

SUPPLY . UPHOLSTERY + DECORATION . SERVICE

	Item / Weight ¹		all models
SUPPLY	023107 / 100	2.800 W diesel generator with noise insulating cover, fixed installation (only as from PALACE LINER 12 t)	17.435,00 €
	035990 / 05	Greywater pump for transfer of waste water into the blackwater tank	1.100,00 €
	036051 / 15	Automatic waste water and blackwater emptying set incl. underfloor camera (also available as individual items), saving 405,00 €	2.915,00 €
	(036048 / 05)	- Electrical opening for waste water	(960,00 €)
	(036049 / 05)	- Electrical opening for blackwater tank	(960,00 €)
	(036094 / 05)	- Underfloor camera for electrical openings	(1.400,00 €)
	034203 / 20	Freshwater tanks 2 x ca. 250 litres instead of standard tank (reduced storage space in the double floor / only for IVECO Daily)	755,00 €
	034206 / 20	Freshwater tank ca. 410 litres / waste water tank ca. 280 litres / blackwater tank ca. 280 litres instead of standard tanks (only for PALACE LINER)	1.565,00 €
UPHOLSTERY + DECORATION			
	050510 / 0	Textile upholstery, in various patterns	standard
	050512 / 20	Leather-textile upholstery, in a variety of patterns	3.720,00 €
	050501 / 27	Leather upholstery, in various patterns	4.630,00 €
	051305 / 20	Living area carpet in Sisal Sierra or velours colours coco 830 beige, 865 grey-brown	1.505,00 €
	051311 / 20	Living area carpet in special coco velours colour	1.805,00 €
	051285 / 05	Decoration package "LEAF LINE" consisting of 4 pillows and LEAF LINE-decorative side curtains instead of the standard ones, in various patterns	895,00 €
	051271 / 03	Venetian blinds in the living room, pleated blinds in the bedroom	895,00 €
	051272 / 05	Venetian blinds in the living room and in the bedroom	1.400,00 €
	051280 / 05	Sliding curtains in the living room and in the bedroom	1.300,00 €
SERVICE			
		High-performance paint coating on ceramic basis for optimal paint protection of the side walls, front and rear; optimal vehicle care and value preservation	as from 3.015,00€
		Wax-based anti-corrosion coating for optimal rust protection of the chassis and the underbody	as from 3.015,00€
	090000 / 0	Vehicle delivery at the factory, with extensive briefing in German language and: handover inspection, diesel tank and gas filling, vouchers of 100,00 €, MORELO towel set, 1 x MORELO umbrella, 2 x MORELO cap, factory tour	2.210,00 €

Prices in Euro (incl. 20% VAT)

¹⁾ weight in kg

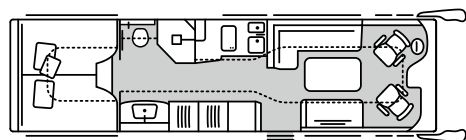
Images and descriptions may contain options that are subject to surcharge.

THE EXCLUSIVE ONE

A white Morelo Empire Liner motorhome is shown driving on a paved road that curves along a body of water. In the background, there are mountains under a blue sky with scattered white clouds. The motorhome has a modern design with large windows and a prominent front grille.

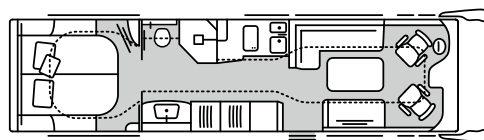
THE MOST BEAUTIFUL OF ITS KIND

WE ARE NOT REALLY FANS OF SUPERLATIVES. But we built one anyway: the MORELO EMPIRE LINER. A top-class motorhome that offers its passengers every conceivable comfort and looks breathtakingly beautiful at the same time. The German Design Council agrees, and has therefore awarded the EMPIRE LINER the German Design Award. And we are a little proud of that.



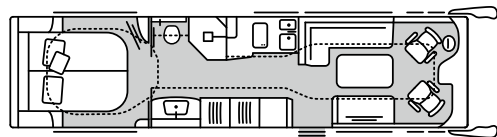
93 LB

► 72



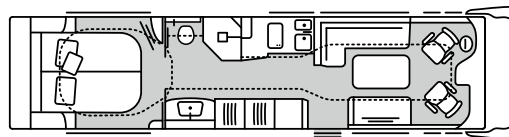
98 MB

► 73



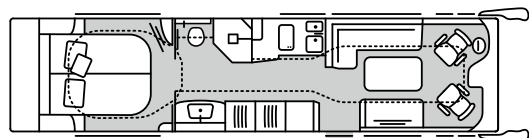
100 GB

► 74



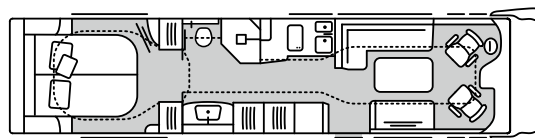
105 GB

► 74



108 GB

► 75



110 GSB

► 75

FIRST CLASS ENTERTAINMENT

Now even more comfortable!

Oyster®
by ten Haaft GmbH

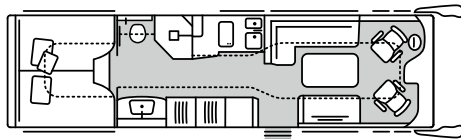
Experience even more first-class moments on your travels with the award-winning Oyster® Premium products from ten Haaft. Enjoy even more beautiful and brilliant home cinema with the excellent Oyster® satellite system. For an even better TV experience, we have the new Oyster® Smart TVs in 27", 32", or 39" with the VIDAA operating system and many other great features for you.

Our tip: With the VIDAA app, you can operate your system even faster and easier. Use it on your phone or tablet and enjoy the additional benefits of the app.

www.ten-haaft.com



EMPIRE LINER 93 LB



incl. scooter garage

Mercedes-Benz Atego 1230 L

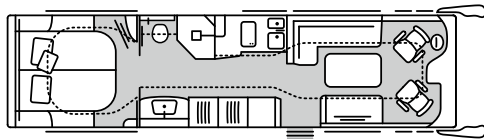
Mercedes-Benz Atego 1530 L

ENGINE	Serial diesel engine (cylinders)	6	6
	Cubic capacity (litres)	7,7	7,7
	Max. power (kW/HP)	220 / 299	220 / 299
	Max. torque (Nm)	1.200	1.200
	Emission class	EURO VI e	EURO VI e
WEIGHT	Technically permissible max. weight (kg) ¹	11.990	15.000
	Mass in running order (kg) ¹	8.785	8.875
	Payload (kg) ¹	3.205	6.125
	Tow load with fixed / removable ball head (kg)	3.500 / 2.910	3.310 / 2.780
	Permissible max. train weight w. fixed / removable ball head (kg)	15.490 / 14.900	18.310 / 17.780
DIMENSIONS	Total length (mm)	9.650	9.650
	Total width (mm)	2.550	2.550
	Total height (mm)	3.790	3.790
	Wheel base (mm)	5.060	5.060
	Lounge bench, left (mm)	1.800 x 1.000	1.800 x 1.000
	Couch, right (mm)	1.250 x 650	1.250 x 650
	Rear bed (mm)	2 x 2.080 x 1.060	2 x 2.080 x 1.060
	Optional drop-down bed (mm)	2.080 x 1.300	2.080 x 1.300
	Garage door (driver's side / passenger's side h x w in mm)	1.300 x 1.200	1.300 x 1.200
€		473.850,00 €	494.000,00 €

Prices in Euro (incl. 20% VAT)

¹⁾ see back

EMPIRE LINER 98 MB



incl. scooter garage

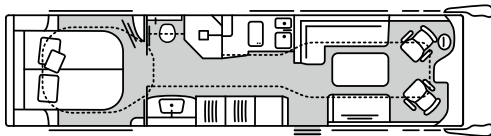
		Mercedes-Benz Atego 1230 L	Mercedes-Benz Atego 1530 L
ENGINE	Serial diesel engine (cylinders)	6	6
	Cubic capacity (litres)	7,7	7,7
	Max. power (kW/HP)	220 / 299	220 / 299
	Max. torque (Nm)	1.200	1.200
	Emission class	EURO VI e	EURO VI e
WEIGHT	Technically permissible max. weight (kg) ¹	11.990	15.000
	Mass in running order (kg) ¹	9.325	9.415
	Payload (kg) ¹	2.565	5.485
	Tow load with fixed / removable ball head (kg)	3.500 / 2.910	3.310 / 2.780
	Permissible max. train weight w. fixed / removable ball head (kg)	15.490 / 14.900	18.310 / 17.780
DIMENSIONS	Total length (mm)	10.050	10.050
	Total width (mm)	2.550	2.550
	Total height (mm)	3.790	3.790
	Wheel base (mm)	5.060	5.060
	Lounge bench, left (mm)	1.800 x 1.000	1.800 x 1.000
	Couch, right (mm)	1.250 x 650	1.250 x 650
	Rear bed (mm)	2.080 x 1.630	2.080 x 1.630
	Optional drop-down bed (mm)	2.080 x 1.300	2.080 x 1.300
	Garage door (driver's side / passenger's side h x w in mm)	1.300 x 1.200	1.300 x 1.200
€	478.900,00 €	499.050,00 €	

Prices in Euro (incl. 20% VAT)

¹⁾ see back

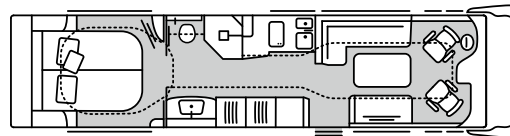
Images and descriptions may contain options that are subject to surcharge.

EMPIRE LINER 100 GB



Length: ≤ 2,75 m
Height: ≤ 1,56 m

EMPIRE LINER 105 GB



Length: ≤ 3,25 m
Height: ≤ 1,56 m

Mercedes-Benz Atego 1530 L

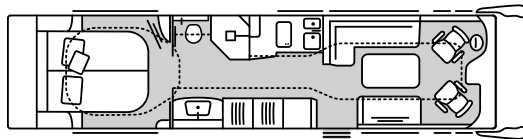
Mercedes-Benz Atego 1530 L

ENGINE	Serial diesel engine (cylinders)	6	6
	Cubic capacity (litres)	7,7	7,7
	Max. power (kW/HP)	220 / 299	220 / 299
	Max. torque (Nm)	1.200	1.200
	Emission class	EURO VI e	EURO VI e
WEIGHT	Technically permissible max. weight (kg) ¹	15.000	15.000
	Mass in running order (kg) ¹	9.745	9.970
	Payload (kg) ¹	5.210	5.030
	Tow load with fixed / removable ball head (kg)	3.310 / 2.780	3.310 / 2.780
	Permissible max. train weight w. fixed / removable ball head (kg)	18.310 / 17.780	18.310 / 17.780
DIMENSIONS	Total length (mm)	10.300	10.700
	Total width (mm)	2.550	2.550
	Total height (mm)	3.790	3.790
	Wheel base (mm)	5.360	5.360
	Lounge bench, left (mm)	1.800 x 1.000	1.800 x 1.000
	Couch, right (mm)	1.250 x 650	1.250 x 650
	Rear bed (mm)	2.080 x 1.630	2.080 x 1.630
	Optional drop-down bed (mm)	2.080 x 1.300	2.080 x 1.300
	Rear garage door electric (passage h x w in mm)	1.570 x 2.100	1.570 x 2.100
€		524.250,00 €	529.300,00 €

Prices in Euro (incl. 20% VAT)

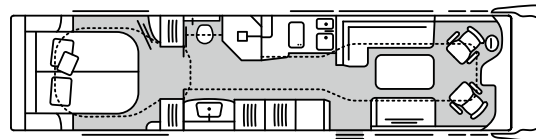
¹⁾ see back

EMPIRE LINER 108 GB



Length: ≤ 3,67 m
Height: ≤ 1,48 m

EMPIRE LINER 110 GSB



Length: ≤ 4,10 m
Height: ≤ 1,48 m

Mercedes-Benz Atego 1530 L

Mercedes-Benz Atego 1530 L

ENGINE	Serial diesel engine (cylinders)	6	6
	Cubic capacity (litres)	7,7	7,7
	Max. power (kW/HP)	220 / 299	220 / 299
	Max. torque (Nm)	1.200	1.200
	Emission class	EURO VI e	EURO VI e
WEIGHT	Technically permissible max. weight (kg) ¹⁾	15.000	15.000
	Mass in running order (kg) ¹⁾	10.135	10.290
	Payload (kg) ¹⁾	4.910	4.710
	Tow load with fixed / removable ball head (kg)	3.310 / 2.780	3.310 / 2.780
	Permissible max. train weight w. fixed / removable ball head (kg)	18.310 / 17.780	18.310 / 17.780
DIMENSIONS	Total length (mm)	10.990	11.450
	Total width (mm)	2.550	2.550
	Total height (mm)	3.790	3.790
	Wheel base (mm)	5.660	5.960
	Lounge bench, left (mm)	1.800 x 1.000	1.800 x 1.000
	Couch, right (mm)	1.250 x 650	1.250 x 650
	Rear bed (mm)	2.080 x 1.630	2.080 x 1.630
	Optional drop-down bed (mm)	2.080 x 1.300	2.080 x 1.300
	Rear garage door electric (passage h x w in mm)	1.570 x 2.100	1.570 x 2.100
€		534.350,00 €	539.400,00 €


Prices in Euro (incl. 20% VAT)

¹⁾ see back

Images and descriptions may contain options that are subject to surcharge.

MODEL SERIES MORELO EMPIRE LINER | STANDARD EQUIPMENT

ENGINE . CHASSIS . DRIVING SAFETY . LIGHTS

ENGINE	Base vehicle EMPIRE LINER	Mercedes Benz Atego
	Turbo diesel engine, with rear wheel drive	7,7 litres / 220 kW / 299 HP
	Differential lock	■
	Fuel tank, in litres	180
	Emission class EURO VI e	AdBlue, 35 litres
	Automatized transmission	8-gear
	Alternator	28V / 150 A / 4.200 W
CHASSIS	Tires front axle	285 / 70 R 19,5
	Tires rear axle with traction profile  M+S	285 / 70 R 19,5
	Dual-circuit compressed air brake and reinforced engine brake	■
	Disc brakes, on front and rear axle	■
	Air suspension on front and rear axle, automatic leveling with lifting and lowering function	■
	Additional noise insulation for engine compartment, front side walls and front wheel arches	■
	Breakdown set, with warning triangle, first-aid kit, warning light and wheel chock	■
	Electric parking brake	×
DRIVING SAFETY		
	Electronic anti-lock braking system	■
	Traction control system	■
	Electronical Stability Program	■
	Emergency Brake Assist	■
	Roll Control Assist	×
	Lane departure warning	■
	Alertness assistant	×
	Traffic sign assistant	×
	Active Brake Assist	■
	Cruise control	■
	Underride protection	■
LIGHTS	Active tire pressure monitoring	×
	Original Mercedes-Benz LED headlights	■
	LED rearlights in Bridgelight technology	■
LIGHTS		

■ Standard equipment × Not available

COCKPIT . STRUCTURE

■ **Standard equipment**

MODEL SERIES MORELO EMPIRE LINER | STANDARD EQUIPMENT

KITCHEN . LIVING ROOM + BEDROOM . BATHROOM

KITCHEN	172 litres domestic refrigerator with 15 litres freezer compartment, soft insert with door damping
	Household oven with microwave
	Mineral material kitchen worktop with seamlessly integrated wash/waste bowl and domestic drains, fully deep drawers
	3-flame stainless steel gas cooker, installed countersunk with automatic ignition and glass cover
	Extractor fan with ventilation
	Single-lever mixer tap, chrome
	Nespresso coffee machine with milk frother
	Drawers with soft-close function and cutlery insert
	LED spots and indirect lighting, dimmable
	3 x 230 V sockets
LIVING ROOM + BEDROOM	
	Floor covering made from easy-care, high-grade vinyl
	Midi rooflight, with flyscreen and pleated blackout blind in the bedroom
	Double-glazed, panoramic rooflight with flyscreen and pleated blackout blind in the living area
	Lighting canopies with LED spots incl. indirect lighting, dimmable
	Rear bed comfortably suspended with multi-zone mattress and "water gel" - topping, with adjustable head part
	Wardrobes with LED lighting
	Textile upholstery, including driver and passenger seats
	Seating group with ergonomic upholstery, comfortable multi-layer design with diol-based padding and zip fasteners
	Extensible, sturdy table, with extensive sliding range, laminated
BATHROOM	Ceiling high pull-out cabinet at the entrance, lower part for bottles and upper part as a wardrobe
	Sockets in the living area and in the bedroom
	Wall panelling with colour-matching textile covering
	Elegant venetian blinds, including 4 additional pillows
	Mini rooflight, with flyscreen and pleated blackout blind
	Washstand, with seamlessly integrated sink, push open valve and domestic drain
	Extensible single-lever mixer tap, chrome
	Soap dispenser, cup holder and pull-out towel bars
	Lighted mirror closet
	Separate shower, with rain shower and additional handheld shower
	Toilet window, with flyscreen and pleated blackout blind for premium bathroom
	Ceramic toilet bowl with ca. 280 litres blackwater tank
	Toilet paper holder and toilet brush
	Spacious wardrobe with LED lighting
	LED spots and indirect lighting, dimmable
	2 x 230 V sockets

MODEL SERIES MORELO EMPIRE LINER | STANDARD EQUIPMENT

INSTALLATIONS . ELECTRONICS . CONTROL PANEL

INSTALLATIONS	150 litres gas tank with level indicator in the control panel display and external gas bottle connection
	5.500 W hot water gas central heating, with thermostat control, automatic ventilation valve and backflow shut-off
	Electrical heating cartridge, 230 V, up to 3.000 W
	Engine heat exchanger, for using engine calories to heat up the living area
	Floor heating in living area and bathroom
	Chromed towel dryer radiator in bathroom, with thermostat control
	Heat regulator in bedroom
	Heat regulator in rear garage
	Integrated hot-water boiler, serving all tapping points
	Ca. 410 litres freshwater tank, ca. 280 litres wastewater tank and ca. 280 litres blackwater tank, placed in the heated double floor
	Emptying of wastewater and blackwater tank, via drain tap in heated double floor and drain hose with bayonet connection
	Domestic style wastewater pipes
	Flushing connections for wastewater and blackwater tank
	Central pressure water supply
ELECTRONICS	2 x 230 V sockets in the garage
	2 x 230 V CEE connections with insulated floor inlet (1 x separate charger for lower amp fuse-protected pitches; 1 x charger for inverter)
	Electrical package Victron Quattro II 5.000 VA with lithium battery 1 x 200 Ah, combined charger / inverter 4.000 W continuous power, charging capacity up to 120 A, with power sharing, controllable with 7" Cerbo GX Touch and digital system; monitoring with Victron Connect App and VRM portal (with WiFi router), separate charger for lower amp fuse-protected pitches <6 A mains
	Solar panel with 2 x 140 W maximum power
	Premium sound system in living room with 8 loudspeakers and subwoofer
CONTROL PANEL	Menu-guided central operation and touchscreen display
	Illuminated glass touch panels for light and habitation control
	Parallel and synchronised control as well as display via smartphone and tablet (Android/iOS) inside WLAN area
	Parallel and synchronised control and display via navigation system
	Digitally fuse-protected inputs and outputs for lighting, multimedia devices, sensors, actuators and data bus communication
	Room-by-room control with voice commands for light and habitation control
	Acoustic and visual notifications for multiple vehicle and habitation states
	Standby switch in display and main switch for entire system
	Information on vehicle status (power/water/solar/gas) fully with digital vehicle management

MODEL SERIES MORELO EMPIRE LINER | SPECIAL EQUIPMENT

CHASSIS MERCEDES-BENZ ATEGO . COCKPIT . STRUCTURE

	Item / Weight ¹		all models
CHASSIS MERCEDES-BENZ ATEGO	018148 / 80	280 litres fuel tank instead of 180 litres standard (if sufficient space)	1.000,00 €
	018169 / 0	Alloy rims ALCOA Dura Bright on front and rear axle, 19,5"	6.645,00 €
	018131 / 12	Electrical and technical preparation for trailer coupling (retrofitting costly)	1.300,00 €
	018119 / 47	Fixed trailer coupling (incl. electrical and technical preparation for trailer coupling), see technical data for tow load	2.610,00 €
	018106 / 50	Removable trailer coupling (incl. electrical and technical preparation for trailer coupling), see technical data for tow load	3.215,00 €
	018257 / 120	Hydraulic leveling jacks with automatic leveling incl. touch panel	9.870,00 €
COCKPIT			
	017423 / 0	Digital rearview camera system in HD resolution with HD screens on the A-pillars on the driver's and passenger's side as rearview mirrors (instead of standard mirrors), incl. 360° 3D BirdView system with image output on navigation system	10.035,00 €
	037098 / 08	BirdView camera set (output on navigation system)	3.720,00 €
	021038 / 06	Double horn air fanfare	1.100,00 €
	021045 / 05	Compressed air connection behind side skirt flap	555,00 €
	052341 / 45	Luxury driver's cab seats, air-suspended and heated, with lumbar support, armrests, ventilation (only in combination with leather upholstery)	755,00 €
STRUCTURE			
	022030 / 60	Electrically operated roof awning 6,0 m, with LED lighting with remote control	3.320,00 €
	022051 / 03	LED lighting underneath of roof profile on driver's side with remote control	960,00 €
	025279 / 07	Panoramic rooflight Heki 3 in bedroom (instead of standard midi rooflight)	1.230,00 €
	037500 / 07	Furniture safe with electronic locking, motor-driven locking system, 8,3 l volume	455,00 €
	020474 / 60	Side walls with outer aluminium sheet thickness of 1,4 mm	1.705,00 €
	020482 / 50	Bicycle elevator for two bicycles with charging socket for e-bikes (as from model 110)	3.320,00 €
	020131 / 04	Lashing rail package with 3 additional lashing rails incl. 3 lashing eyes each in rear garage, each on driver's and passenger's side (for G models)	795,00 €
	036112 / 03	Clothes rail in rear garage (only for scooter garage)	355,00 €
	020315 / 05	Illuminated MORELO logo on the vehicle front	1.100,00 €

Prices in Euro (incl. 20% VAT)

¹⁾ weight in kg

	Item / Weight ¹		all models
KITCHEN			
	025177 / 0	Induction cooker (two induction cooking zones) instead of 3-flame gas cooker	1.805,00 €
	043032 / 55	Luxury dishwasher, pull-out underneath cooker (230 V operation via mains or inverter)	2.510,00 €
	045632 / 24	200 litre household refrigerator with 60 litre freezer compartment, room-high instead of standard refrigerator (compact oven installed in wardrobe next to refrigerator)	1.000,00 €
LIVING ROOM + BEDROOM			
	052215 / 54	Electric drop-down bed (instead of front overhead lockers)	2.815,00 €
	036258 / 05	Multizone mattress and "watergel" topping for drop-down bed	655,00 €
	042204 / 07	Height-adjustable table column, with extra cushion insert (only for standard lounge seating group)	1.000,00 €
	051806 / 106	Bar seating group (passenger's side) with adjustable single seat, incl. homologation for one additional person	2.610,00 €
	036333 / 07	Rear bed with lying surface over the entire width, for L layouts	1.300,00 €
	036337 / 13	Rear bed with lying surface over the entire width, for M and G layouts, with overhead lockers like in L version	2.310,00 €
	036312 / 42	Spacious built-in wardrobe with clothes rail in the sleeping room rear wall (possible as from EMPIRE Liner 110, not in combination with optional bicycle elevator)	1.200,00 €
	045295 / 0	Double pull-out cabinet at the entrance, top one with shelves instead of wardrobe	755,00 €
	035983 / 40	Seat belt for 1 person on single seating bench	1.000,00 €
	035984 / 45	Seat belts for 2 extra persons on multifunctional seating bench	1.100,00 €
BATHROOM			
	036191 / 44	Luxury bathroom with separate toilet area, window and mini rooflight	3.215,00 €
	025289 / 05	Extractor fan instead of standard rooflight	960,00 €
	036182 / 03	Extensible shower next to the toilet	455,00 €
	036025 / 06	Raised toilet seat (ca. 50 mm) for fixed-tank toilets	455,00 €



CRYSTAL CLEAR ADVANTAGES

We ensure clarity

Whether single-pane or laminated safety glass: With over 33 years of experience in glass, we handle every chip, crack, and breakage for you. When it comes to motorhome glazing, no one can match our expertise. We are happy to support you with your MORELO directly on-site during your holiday: whether in Trieste, Tegernsee, or Timmendorfer Strand.

Mobile replacement of all windows of your motorhome - even at your holiday location

- + Stone chip repairs
- + Motorhome glass in original quality
- + Experienced, specialized fitters
- + Support in case of insurance claims
- + All services with a guarantee

**ZENTRALE
AUTOGLAS**
Die Womo Profis

www.zentrale-autoglas.de

Prices in Euro (incl. 20% VAT)

¹⁾ weight in kg

Images and descriptions may contain options that are subject to surcharge.

Item / Weight¹		all models
031056 / 02	Fully-integrated alarm system with interior monitoring and 120 dB siren alarm	1.505,00 €
025051 / 40	Roof air conditioning, for living area with infrared remote control (total vehicle height + 150 mm)	3.820,00 €
025053 / 40	Roof air conditioning, for bedroom with infrared remote control (total vehicle height + 150 mm, not in combination with panoramic rooflight)	3.820,00 €
037263 / 23	Solar panel, with 2 x 140 W maximum power (a total of 560 W)	2.210,00 €
037265 / 44	Solar panels with 4 x 140 W maximum power (a total of 840 W)	3.925,00 €
037267 / 67	Solar panels with 6 x 140 W maximum power (a total of 1.120 W)	5.635,00 €
037269 / 88	Solar panels with 8 x 140 W maximum power (a total of 1.400 W), if sufficient space on the roof	7.350,00 €
031492 / 42	Additional lithium battery Victron 24 V / 200 Ah	6.545,00 €
031497 / 08	Upgrade to Victron Quattro II 8.000 VA (no Quattro II 5000 VA); combined charger / inverter 6400 W continuous power, charging capacity up to 200 A (not with mains), with power sharing	1.905,00 €
025057 / 0	230 V appliances on inverter operation	290,00 €
031450 / 05	Sine wave inverter 300 W (with separate socket for continuous use of small appliances, e.g. respirator)	655,00 €
031912 / 01	Additional USB socket USB (A + C) (specify exact position)	305,00 €
044103 / 05	Dyson vacuum cleaner V8 Absolut	855,00 €

	TV packages with LED flatscreen: satellite TV system, Oyster V, with 85 cm dish, fully automatic orientation, multi-user facility via TWIN-LNB; LED flatscreen with Smart TV function; (total vehicle height + ca. 80 mm)	
037742 / 58	- 39" TV electrically lowerable in overhead locker (driver's side) with glasses and 27" TV in the bedroom (only in combination with bar seating group)	8.360,00 €
037741 / 58	- 39" TV electrically lowerable in overhead locker (passenger's side) with glasses and 27" TV in the bedroom	7.350,00 €
037743 / 56	- 39" TV in the overhead locker above the dashboard, overhead locker (passenger's side) with glasses, 27" TV in the bedroom (not in combination with drop-down bed)	7.350,00 €
037341 / 05	5G WiFi router with Dual SIM (VPN capable, Starlink compatible, incl. location function)	2.310,00 €

High-quality
thermal insulation
for your
motorhome

For the best thermal insulation and longevity of your motorhome, forward-thinking manufacturers like MORELO rely on the high-performance insulation materials from RAVAGO BUILDING SOLUTIONS. With their low weights and excellent insulating properties, the core layer materials RAVATHERM XPS X PLUS RTM and RAVATHERM XPS X PLUS LB enable a high-quality wall construction – for maximum energy efficiency, lower fuel consumption, and the longevity of the motorhome.

www.ravagobuildingsolutions.com/industry



MODEL SERIES MORELO EMPIRE LINER | SPECIAL EQUIPMENT

SUPPLY . UPHOLSTERY + DECORATION . SERVICE

SUPPLY	Item / Weight ¹		all models
	034225 / 01	Central filter unit for cleaning and decalcifying the freshwater supply	1.100,00 €
	035990 / 05	Greywater pump for transfer of waste water into the blackwater tank	1.100,00 €
	034202 / 03	External shower on the driver's side in the double floor	395,00 €
	018138 / 02	Pressure sensors for precise measuring of freshwater and wastewater tank levels	855,00 €
	033020 / 02	Gas alarm to monitor living area	555,00 €
	036051 / 15	Automatic waste water and blackwater emptying set incl. underfloor camera (also available as individual items), saving 405,00 €	2.915,00 €
	(036048 / 05)	- Electrical opening for waste water	(960,00 €)
	(036049 / 05)	- Electrical opening for blackwater tank	(960,00 €)
	(036094 / 05)	- Underfloor camera for electrical openings	(1.400,00 €)
	034213 / 20	Freshwater tank ca. 560 litres (if sufficient space)	960,00 €
	018600 / 15	Diesel auxiliary heating, with continuous heating via heat exchanger (5.200 W) incl. timer	3.320,00 €
	033027 / 03	External gas connection, on passenger's side behind side skirt flap	355,00 €
	023107 / 100	2.800 W diesel generator with noise insulating cover, fixed installation (possible as from EMPIRE LINER 100)	17.435,00 €
UPHOLSTERY + DECORATION			
	050510 / 0	Textile upholstery, in various patterns	standard
	050512 / 20	Leather-textile upholstery, in various patterns	3.690,00 €
	050501 / 27	Leather upholstery, in various patterns	4.630,00 €
	051304 / 20	Living area carpet in Sisal Sierra or velours colours coco 830 beige, 865 grey-brown	1.805,00 €
	051311 / 20	Living area carpet in special coco velours colour	2.005,00 €
	051288 / 05	Sliding curtains in the living room and in the bedroom	no surcharge
SERVICE			
		High-performance paint coating on ceramic basis for optimal paint protection of the side walls, front and rear. Optimal vehicle care and value preservation.	as from 4.025,00 €
	020382 / 0	Wax-based anti-corrosion coating for optimal rust protection of the chassis and the underbody	2.620,00 €
	090000 / 0	Vehicle delivery at the factory, with extensive briefing in German language and: handover inspection, diesel tank and gas filling, vouchers of 100,00 €, MORELO towel set, 1 x MORELO umbrella, 2 x MORELO cap, factory tour	2.510,00 €

Prices in Euro (incl. 20% VAT)

¹⁾ weight in kg

Images and descriptions may contain options that are subject to surcharge.

OUR FLAGSHIP

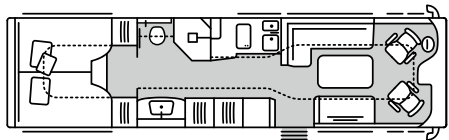


SIMPLY MORE OF EVERYTHING

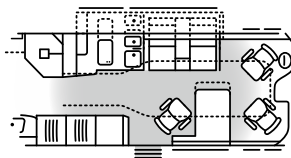
A MORELO THAT OUTSHINES EVERYTHING. If our customers want even more luxury, even more space, even more performance and even more safety, then we find a way to fulfill all of their wishes. What is more: with the GRAND EMPIRE we surpass our own wildest imaginations.

MODEL OVERVIEW

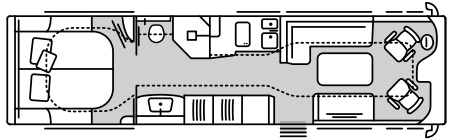
MORELO GRAND EMPIRE



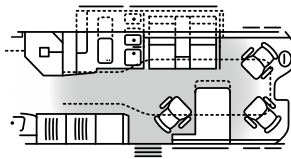
98 LSB
► 86



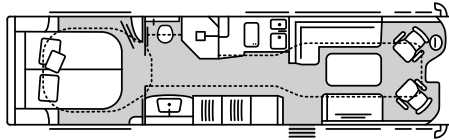
98 LS0
► 86



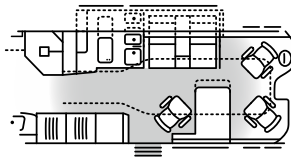
98 MB
► 87



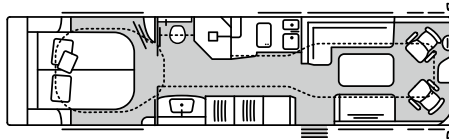
98 MO
► 87



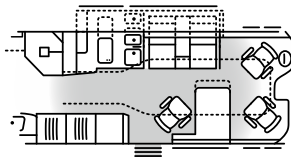
100 GB
► 88



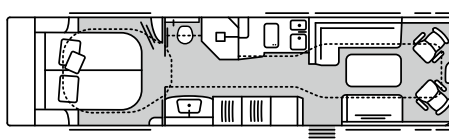
100 GO
► 88



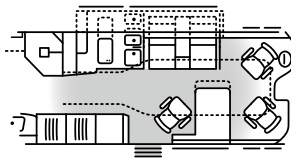
105 GB
► 89



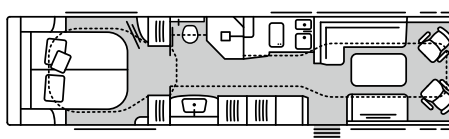
105 GO
► 89



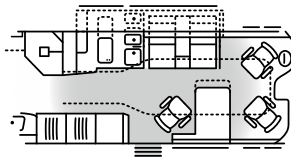
108 GB
► 90



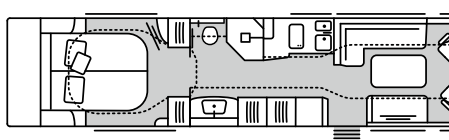
108 GO
► 90



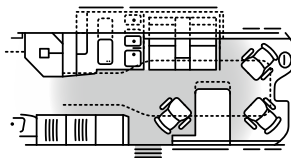
110 GSB
► 91



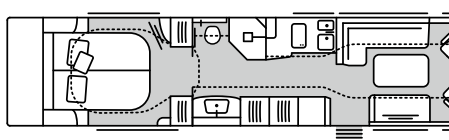
110 GSO
► 91



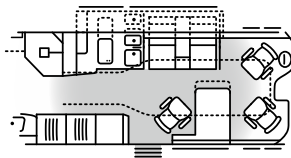
118 GSB
► 92



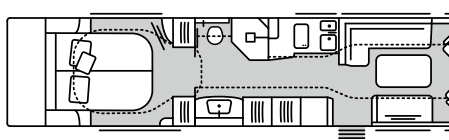
118 GSO
► 92



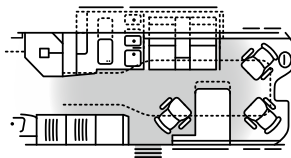
119 GSB
► 93



119 GSO
► 93

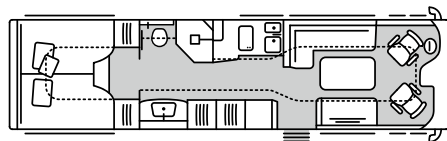


120 GSB
► 94



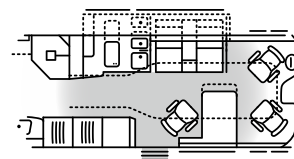
120 GSO
► 95

GRAND EMPIRE 98 LSB



incl. scooter garage

GRAND EMPIRE 98 LSO



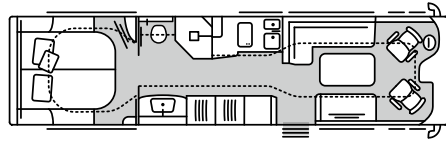
incl. scooter garage

	MB Actros 1840 L	MB Actros 1846 L	MB Actros 1853 L	MB Actros 1840 L	MB Actros 1846 L	MB Actros 1853 L
ENGINE	Serial diesel engine (cylinders)	6	6	6	6	6
	Cubic capacity (litres)	10,7	10,7	10,7	10,7	12,8
	Max. power (kW/HP)	290 / 394	335 / 455	390 / 530	290 / 394	335 / 455
	Max. torque (Nm)	1.900	2.200	2.600	1.900	2.200
	Emission class	EURO VI e	EURO VI e	EURO VI e	EURO VI e	EURO VI e
WEIGHT	Technically permissible max. weight (kg) ¹⁾	18.000	18.000	18.000	18.000	18.000
	Mass in running order (kg) ¹⁾	10.120	10.120	10.355	10.360	10.595
	Payload (kg) ¹⁾	7.880	7.880	7.645	7.640	7.405
	Tow load with fixed / removable ball head (kg)	3.200 / 2.700	3.200 / 2.700	3.200 / 2.700	3.200 / 2.700	3.200 / 2.700
	Permissible max. train weight w. fixed / removable ball head (kg)	21.200 / 20.700	21.200 / 20.700	21.200 / 20.700	21.200 / 20.700	21.200 / 20.700
DIMENSIONS	Total length (mm)	10.050	10.050	10.050	10.050	10.050
	Total width (mm)	2.550	2.550	2.550	2.550	2.550
	Total height (mm)	3.840	3.840	3.840	3.840	3.840
	Wheel base approx. (mm)	5.200	5.200	5.200	5.200	5.200
	Lounge bench, left (mm)	1.800 x 1.000	1.800 x 1.000	1.800 x 1.000	Relax seats	Relax seats
	Couch, right (mm)	1.250 x 650	1.250 x 650	1.400 x 650	Bar seat	Bar seat
	Rear bed (mm)	2 x 2.080 x 1.090	2 x 2.080 x 1.090	2 x 2.080 x 1.090	2 x 2.080 x 1.090	2 x 2.080 x 1.090
	Optional drop-down bed (mm)	2.080 x 1.300	2.080 x 1.300	2.080 x 1.300	2.080 x 1.300	2.080 x 1.300
	Garage door (driver's side / passenger's side h x w in mm)	1.300 x 1.200	1.300 x 1.200	1.300 x 1.200	1.300 x 1.200	1.300 x 1.200
€	599.900,00 €	607.950,00 €	620.050,00 €	649.300,00 €	657.400,00 €	669.500,00 €

Prices in Euro (incl. 20% VAT)

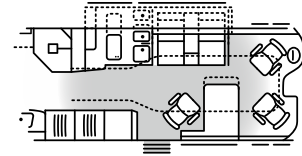
¹⁾ see back

GRAND EMPIRE 98 MB



incl. scooter garage

GRAND EMPIRE 98 MO



incl. scooter garage

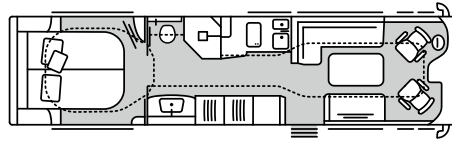
	MB Actros 1840 L	MB Actros 1846 L	MB Actros 1853 L	MB Actros 1840 L	MB Actros 1846 L	MB Actros 1853 L
ENGINE	Serial diesel engine (cylinders)	6	6	6	6	6
	Cubic capacity (litres)	10,7	10,7	10,7	10,7	12,8
	Max. power (kW/HP)	290 / 394	335 / 455	390 / 530	290 / 394	335 / 455
	Max. torque (Nm)	1.900	2.200	2.600	1.900	2.200
	Emission class	EURO VI e	EURO VI e	EURO VI e	EURO VI e	EURO VI e
WEIGHT	Technically permissible max. weight (kg) ¹⁾	18.000	18.000	18.000	18.000	18.000
	Mass in running order (kg) ¹⁾	10.120	10.120	10.355	10.360	10.595
	Payload (kg) ¹⁾	7.880	7.880	7.645	7.640	7.405
	Tow load with fixed / removable ball head (kg)	3.200 / 2.700	3.200 / 2.700	3.200 / 2.700	3.200 / 2.700	3.200 / 2.700
	Permissible max. train weight w. fixed / removable ball head (kg)	21.200 / 20.700	21.200 / 20.700	21.200 / 20.700	21.200 / 20.700	21.200 / 20.700
DIMENSIONS	Total length (mm)	10.050	10.050	10.050	10.050	10.050
	Total width (mm)	2.550	2.550	2.550	2.550	2.550
	Total height (mm)	3.840	3.840	3.840	3.840	3.840
	Wheel base approx. (mm)	5.200	5.200	5200	5.200	5200
	Lounge bench, left (mm)	1.800 x 1.000	1.800 x 1.000	1.800 x 1.000	Relax seats	Relax seats
	Couch, right (mm)	1.250 x 650	1.250 x 650	1.400 x 650	Bar seat	Bar seat
	Rear bed (mm)	2.080 x 1.630	2.080 x 1.630	2.080 x 1.630	2.080 x 1.630	2.080 x 1.630
	Optional drop-down bed (mm)	2.080 x 1.300	2.080 x 1.300	2.080 x 1.300	2.080 x 1.300	2.080 x 1.300
	Garage door (driver's side / passenger's side h x w in mm)	1.300 x 1.200	1.300 x 1.200	1.300 x 1.200	1.300 x 1.200	1.300 x 1.200
€	599.900,00 €	607.950,00 €	620.050,00 €	649.300,00 €	657.400,00 €	669.500,00 €

Prices in Euro (incl. 20% VAT)

¹⁾ see back

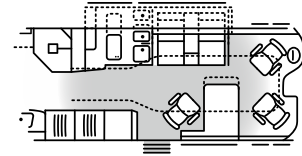
Images and descriptions may contain options that are subject to surcharge.

GRAND EMPIRE 100 GB



Length: ≤ 2,75 m
Height: ≤ 1,56 m

GRAND EMPIRE 100 GO



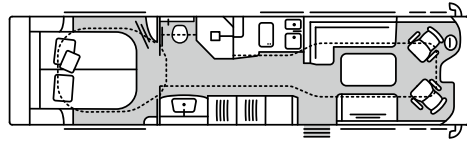
Length: ≤ 2,75 m
Height: ≤ 1,56 m

	MB Actros 1840 L	MB Actros 1846 L	MB Actros 1853 L	MB Actros 1840 L	MB Actros 1846 L	MB Actros 1853 L
ENGINE	Serial diesel engine (cylinders)	6	6	6	6	6
	Cubic capacity (litres)	10,7	10,7	12,8	10,7	12,8
	Max. power (kW/HP)	290 / 394	335 / 455	390 / 530	290 / 394	335 / 455
	Max. torque (Nm)	1.900	2.200	2.600	1.900	2.200
	Emission class	EURO VI e	EURO VI e	EURO VI e	EURO VI e	EURO VI e
WEIGHT	Technically permissible max. weight (kg) ¹⁾	18.000	18.000	18.000	18.000	18.000
	Mass in running order (kg) ¹⁾	12.550	12.550	12.785	12.790	13.025
	Payload (kg) ¹⁾	5.450	5.450	5.215	5.210	4.975
	Tow load with fixed / removable ball head (kg)	3.200 / 2.700	3.200 / 2.700	3.200 / 2.700	3.200 / 2.700	3.200 / 2.700
	Permissible max. train weight w. fixed / removable ball head (kg)	21.200 / 20.700	21.200 / 20.700	21.200 / 20.700	21.200 / 20.700	21.200 / 20.700
DIMENSIONS	Total length (mm)	10.200	10.200	10.200	10.200	10.200
	Total width (mm)	2.550	2.550	2.550	2.550	2.550
	Total height (mm)	3.840	3.840	3.840	3.840	3.840
	Wheel base approx. (mm)	5.500	5.500	5.500	5.500	5.500
	Lounge bench, left (mm)	1.800 x 1.000	1.800 x 1.000	1.800 x 1.000	Relax seats	Relax seats
	Couch, right (mm)	1.400 x 650	1.400 x 650	1.400 x 650	Bar seat	Bar seat
	Rear bed (mm)	2.080 x 1.630	2.080 x 1.630	2.080 x 1.630	2.080 x 1.630	2.080 x 1.630
	Optional drop-down bed (mm)	2.080 x 1.300	2.080 x 1.300	2.080 x 1.300	2.080 x 1.300	2.080 x 1.300
	Rear garage door electric (passage h x w in mm)	1.570 x 2.100	1.570 x 2.100	1.570 x 2.100	1.570 x 2.100	1.570 x 2.100
€	665.450,00 €	673.500,00 €	685.600,00 €	714.850,00 €	722.900,00 €	735.050,00 €

Prices in Euro (incl. 20% VAT)

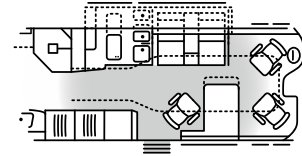
¹⁾ see back

GRAND EMPIRE 105 GB



Length: ≤ 2,75 m
Height: ≤ 1,56 m

GRAND EMPIRE 105 GO



Length: ≤ 2,75 m
Height: ≤ 1,56 m

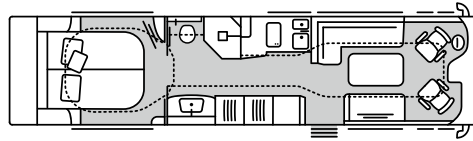
	MB Actros 1840 L	MB Actros 1846 L	MB Actros 1853 L	MB Actros 1840 L	MB Actros 1846 L	MB Actros 1853 L
ENGINE	Serial diesel engine (cylinders)	6	6	6	6	6
	Cubic capacity (litres)	10,7	10,7	10,7	10,7	12,8
	Max. power (kW/HP)	290 / 394	335 / 455	390 / 530	290 / 394	335 / 455
	Max. torque (Nm)	1.900	2.200	2.600	1.900	2.200
	Emission class	EURO VI e	EURO VI e	EURO VI e	EURO VI e	EURO VI e
WEIGHT	Technically permissible max. weight (kg) ¹⁾	18.000	18.000	18.000	18.000	18.000
	Mass in running order (kg) ¹⁾	12.775	12.775	13.010	13.015	13.250
	Payload (kg) ¹⁾	5.225	5.225	4.990	4.985	4.750
	Tow load with fixed / removable ball head (kg)	3.200 / 2.700	3.200 / 2.700	3.200 / 2.700	3.200 / 2.700	3.200 / 2.700
	Permissible max. train weight w. fixed / removable ball head (kg)	21.200 / 20.700	21.200 / 20.700	21.200 / 20.700	21.200 / 20.700	21.200 / 20.700
DIMENSIONS	Total length (mm)	10.700	10.700	10.700	10.700	10.700
	Total width (mm)	2.550	2.550	2.550	2.550	2.550
	Total height (mm)	3.840	3.840	3.840	3.840	3.840
	Wheel base approx. (mm)	5.500	5.500	5.500	5.500	5.500
	Lounge bench, left (mm)	1.800 x 1.000	1.800 x 1.000	1.800 x 1.000	Relax seats	Relax seats
	Couch, right (mm)	1.400 x 650	1.400 x 650	1.400 x 650	Bar seat	Bar seat
	Rear bed (mm)	2.080 x 1.630	2.080 x 1.630	2.080 x 1.630	2.080 x 1.630	2.080 x 1.630
	Optional drop-down bed (mm)	2.080 x 1.300	2.080 x 1.300	2.080 x 1.300	2.080 x 1.300	2.080 x 1.300
	Rear garage door electric (passage h x w in mm)	1.570 x 2.100	1.570 x 2.100	1.570 x 2.100	1.570 x 2.100	1.570 x 2.100
€	670.500,00 €	678.550,00 €	690.650,00 €	719.900,00 €	727.950,00 €	740.050,00 €

Prices in Euro (incl. 20% VAT)

¹⁾ see back

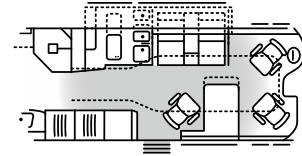
Images and descriptions may contain options that are subject to surcharge.

GRAND EMPIRE 108 GB



Length: ≤ 3,67 m
Height: ≤ 1,48 m

GRAND EMPIRE 108 GO



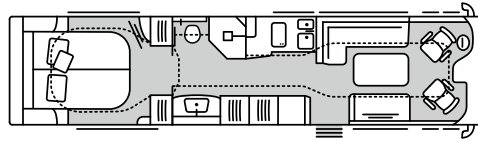
Length: ≤ 3,67 m
Height: ≤ 1,48 m

	MB Actros 1840 L	MB Actros 1846 L	MB Actros 1853 L	MB Actros 1840 L	MB Actros 1846 L	MB Actros 1853 L
ENGINE	Serial diesel engine (cylinders)	6	6	6	6	6
	Cubic capacity (litres)	10,7	10,7	12,8	10,7	12,8
	Max. power (kW/HP)	290 / 394	335 / 455	390 / 530	290 / 394	335 / 455
	Max. torque (Nm)	1.900	2.200	2.600	1.900	2.200
	Emission class	EURO VI e	EURO VI e	EURO VI e	EURO VI e	EURO VI e
WEIGHT	Technically permissible max. weight (kg) ¹⁾	18.000	18.000	18.000	18.000	18.000
	Mass in running order (kg) ¹⁾	12.900	12.900	13.135	13.140	13.375
	Payload (kg) ¹⁾	5.100	5.100	4.865	4.860	4.625
	Tow load with fixed / removable ball head (kg)	3.200 / 2.700	3.200 / 2.700	3.200 / 2.700	3.200 / 2.700	3.200 / 2.700
	Permissible max. train weight w. fixed / removable ball head (kg)	21.200 / 20.700	21.200 / 20.700	21.200 / 20.700	21.200 / 20.700	21.200 / 20.700
DIMENSIONS	Total length (mm)	10.990	10.990	10.990	10.990	10.990
	Total width (mm)	2.550	2.550	2.550	2.550	2.550
	Total height (mm)	3.840	3.840	3.840	3.840	3.840
	Wheel base approx. (mm)	5.800	5.800	5.800	5.800	5.800
	Lounge bench, left (mm)	1.800 x 1.000	1.800 x 1.000	1.800 x 1.000	Relax seats	Relax seats
	Couch, right (mm)	1.400 x 650	1.400 x 650	1.400 x 650	Bar seat	Bar seat
	Rear bed (mm)	2.080 x 1.630	2.080 x 1.630	2.080 x 1.630	2.080 x 1.630	2.080 x 1.630
	Optional drop-down bed (mm)	2.080 x 1.300	2.080 x 1.300	2.080 x 1.300	2.080 x 1.300	2.080 x 1.300
	Rear garage door electric (passage h x w in mm)	1.570 x 2.100	1.570 x 2.100	1.570 x 2.100	1.570 x 2.100	1.570 x 2.100
€	673.500,00 €	681.600,00 €	693.700,00 €	722.900,00 €	731.000,00 €	743.100,00 €

Prices in Euro (incl. 20% VAT)

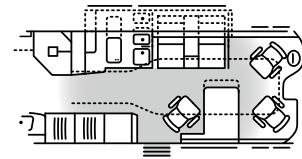
¹⁾ see back

GRAND EMPIRE 110 GSB



Length: ≤ 4,10 m
Height: ≤ 1,48 m

GRAND EMPIRE 110 GSO



Length: ≤ 4,10 m
Height: ≤ 1,48 m

	MB Actros 1840 L	MB Actros 1846 L	MB Actros 1853 L	MB Actros 1840 L	MB Actros 1846 L	MB Actros 1853 L
ENGINE	Serial diesel engine (cylinders)	6	6	6	6	6
	Cubic capacity (litres)	10,7	10,7	12,8	10,7	12,8
	Max. power (kW/HP)	290 / 394	335 / 455	390 / 530	290 / 394	335 / 455
	Max. torque (Nm)	1.900	2.200	2.600	1.900	2.200
	Emission class	EURO VI e	EURO VI e	EURO VI e	EURO VI e	EURO VI e
WEIGHT	Technically permissible max. weight (kg) ¹⁾	18.000	18.000	18.000	18.000	18.000
	Mass in running order (kg) ¹⁾	13.095	13.095	13.330	13.335	13.570
	Payload (kg) ¹⁾	4.905	4.905	4.670	4.665	4.430
	Tow load with fixed / removable ball head (kg)	3.200 / 2.700	3.200 / 2.700	3.200 / 2.700	3.200 / 2.700	3.200 / 2.700
	Permissible max. train weight w. fixed / removable ball head (kg)	21.200 / 20.700	21.200 / 20.700	21.200 / 20.700	21.200 / 20.700	21.200 / 20.700
DIMENSIONS	Total length (mm)	11.450	11.450	11.450	11.450	11.450
	Total width (mm)	2.550	2.550	2.550	2.550	2.550
	Total height (mm)	3.840	3.840	3.840	3.840	3.840
	Wheel base approx. (mm)	6.100	6.100	6.100	6.100	6.100
	Lounge bench, left (mm)	1.800 x 1.000	1.800 x 1.000	1.800 x 1.000	Relax seats	Relax seats
	Couch, right (mm)	1.250 x 650	1.250 x 650	1.400 x 650	Bar seat	Bar seat
	Rear bed (mm)	2.080 x 1.630	2.080 x 1.630	2.080 x 1.630	2.080 x 1.630	2.080 x 1.630
	Optional drop-down bed (mm)	2.080 x 1.300	2.080 x 1.300	2.080 x 1.300	2.080 x 1.300	2.080 x 1.300
	Rear garage door electric (passage h x w in mm)	1.570 x 2.100	1.570 x 2.100	1.570 x 2.100	1.570 x 2.100	1.570 x 2.100
€	675.550,00 €	683.600,00 €	695.700,00 €	724.950,00 €	733.000,00 €	745.100,00 €

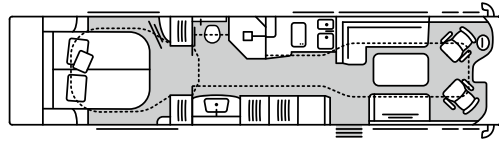
Prices in Euro (incl. 20% VAT)

¹⁾ see back

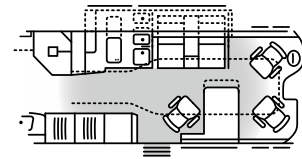
Images and descriptions may contain options that are subject to surcharge.

GRAND EMPIRE 118 GSB

GRAND EMPIRE 118 GSO



Length: ≤ 4,10 m*
Height: ≤ 1,48 m*



Length: ≤ 4,10 m*
Height: ≤ 1,48 m*

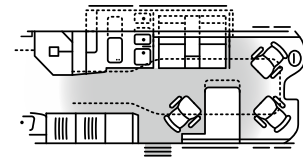
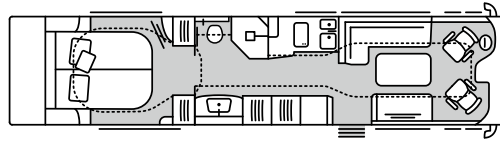
	MB Actros 1840 L	MB Actros 1846 L	MB Actros 1853 L	MB Actros 1840 L	MB Actros 1846 L	MB Actros 1853 L
ENGINE	Serial diesel engine (cylinders)	6	6	6	6	6
	Cubic capacity (litres)	10,7	10,7	12,8	10,7	10,7
	Max. power (kW/HP)	290 / 394	335 / 455	390 / 530	290 / 394	335 / 455
	Max. torque (Nm)	1.900	2.200	2.600	1.900	2.200
	Emission class	EURO VI e	EURO VI e	EURO VI e	EURO VI e	EURO VI e
WEIGHT	Technically permissible max. weight (kg) ¹⁾	18.000	18.000	18.000	18.000	18.000
	Mass in running order (kg) ¹⁾	13.335	13.335	13.570	13.575	13.575
	Payload (kg) ¹⁾	4.665	4.665	4.430	4.425	4.425
	Tow load with fixed / removable ball head (kg)	3.200 / 2.700	3.200 / 2.700	3.200 / 2.700	3.200 / 2.700	3.200 / 2.700
	Permissible max. train weight w. fixed / removable ball head (kg)	21.200 / 20.700	21.200 / 20.700	21.200 / 20.700	21.200 / 20.700	21.200 / 20.700
DIMENSIONS	Total length (mm)	11.990	11.990	11.990	11.990	11.990
	Total width (mm)	2.550	2.550	2.550	2.550	2.550
	Total height (mm)	3.840	3.840	3.840	3.840	3.840
	Wheel base approx. (mm)	6.400	6.400	6.400	6.400	6.400
	Lounge bench, left (mm)	1.800 x 1.000	1.800 x 1.000	1.800 x 1.000	Relax seats	Relax seats
	Couch, right (mm)	1.400 x 650	1.400 x 650	1.400 x 650	Bar seat	Bar seat
	Rear bed (mm)	2.080 x 1.630	2.080 x 1.630	2.080 x 1.630	2.080 x 1.630	2.080 x 1.630
	Optional drop-down bed (mm)	2.080 x 1.300	2.080 x 1.300	2.080 x 1.300	2.080 x 1.300	2.080 x 1.300
	Rear garage door electric (passage h x w in mm)	1.570 x 2.100	1.570 x 2.100	1.570 x 2.100	1.570 x 2.100	1.570 x 2.100
€	685.600,00 €	693.700,00 €	705.800,00 €	735.050,00 €	743.100,00 €	755.200,00 €

Prices in Euro (incl. 20% VAT)

1) see back *) cars that cannot be towed on request

GRAND EMPIRE 119 GSB

GRAND EMPIRE 119 GSO



incl. sports car plateau
Length: ≤ 4.60 m
and individual examination



incl. sports car plateau
Length: ≤ 4.60 m
and individual examination

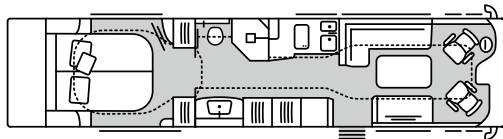
	MB Actros 1840 L	MB Actros 1846 L	MB Actros 1853 L	MB Actros 1840 L	MB Actros 1846 L	MB Actros 1853 L
ENGINE	Serial diesel engine (cylinders)	6	6	6	6	6
	Cubic capacity (litres)	10,7	10,7	12,8	10,7	12,8
	Max. power (kW/HP)	290 / 394	335 / 455	390 / 530	290 / 394	335 / 455
	Max. torque (Nm)	1.900	2.200	2.600	1.900	2.200
	Emission class	EURO VI e	EURO VI e	EURO VI e	EURO VI e	EURO VI e
WEIGHT	Technically permissible max. weight (kg) ¹⁾	18.000	18.000	18.000	18.000	18.000
	Mass in running order (kg) ¹⁾	14.235	14.235	14.470	14.475	14.710
	Payload (kg) ¹⁾	3.765	3.765	3.530	3.525	3.290
	Tow load with fixed / removable ball head (kg)	3.200 / 2.700	3.200 / 2.700	3.200 / 2.700	3.200 / 2.700	3.200 / 2.700
	Permissible max. train weight w. fixed / removable ball head (kg)	21.200 / 20.700	21.200 / 20.700	21.200 / 20.700	21.200 / 20.700	21.200 / 20.700
DIMENSIONS	Total length (mm)	11.990	11.990	11.990	11.990	11.990
	Total width (mm)	2.550	2.550	2.550	2.550	2.550
	Total height (mm)	3.840	3.840	3.840	3.840	3.840
	Wheel base approx. (mm)	6.400	6.400	6.400	6.400	6.400
	Lounge bench, left (mm)	1.800 x 1.000	1.800 x 1.000	1.800 x 1.000	Relax seats	Relax seats
	Couch, right (mm)	1.400 x 650	1.400 x 650	1.400 x 650	Bar seat	Bar seat
	Rear bed (mm)	2.080 x 1.630	2.080 x 1.630	2.080 x 1.630	2.080 x 1.630	2.080 x 1.630
	Optional drop-down bed (mm)	2.080 x 1.300	2.080 x 1.300	2.080 x 1.300	2.080 x 1.300	2.080 x 1.300
	Rear garage door electric (passage h x w in mm)	1.570 x 2.100	1.570 x 2.100	1.570 x 2.100	1.570 x 2.100	1.570 x 2.100
€	736.050,00 €	744.100,00 €	756.200,00 €	785.450,00 €	793.500,00 €	805.600,00 €

Prices in Euro (incl. 20% VAT)

1) see back *) cars that cannot be towed on request

Images and descriptions may contain options that are subject to surcharge.

GRAND EMPIRE 120 GSB



Length: ≤ 4,10 m
Height: ≤ 1,48 m

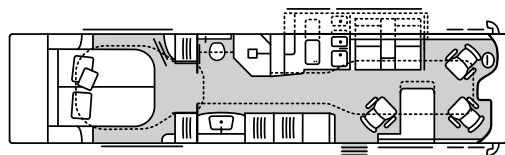
Mercedes-Benz Actros 2553 L

ENGINE	Serial diesel engine (cylinders)	6
	Cubic capacity (litres)	12,8
	Max. power (kW/HP)	390 / 530
	Max. torque (Nm)	2.600
	Emission class	EURO VI e
WEIGHT	Technically permissible max. weight (kg) ¹	26.000
	Mass in running order (kg) ¹	15.730
	Payload (kg) ¹	10.270
	Tow load with fixed / removable ball head (kg)	3.030 / 2.580
	Permissible max. train weight w. fixed / removable ball head (kg)	29.030 / 28.580
DIMENSIONS	Total length (mm)	12.000
	Total width (mm)	2.550
	Total height (mm)	3.840
	Wheel base approx. (mm)	5.800 + 1.350
	Lounge bench, left (mm)	1.800 x 1.000
	Couch, right (mm)	1.400 x 650
	Rear bed (mm)	2.080 x 1.630
	Optional drop-down bed (mm)	2.080 x 1.300
	Rear garage door electric (passage h x w in mm)	1.570 x 2.100
€	756.200,00 €	

Prices in Euro (incl. 20% VAT)

¹⁾ see back

GRAND EMPIRE 120 GSO



Length: ≤ 4,10 m
Height: ≤ 1,48 m

**Mercedes-Benz Actros
2553 L**

ENGINE	Serial diesel engine (cylinders)	6
	Cubic capacity (litres)	12,8
	Max. power (kW/HP)	390 / 530
	Max. torque (Nm)	2.600
	Emission class	EURO VI e
WEIGHT	Technically permissible max. weight (kg) ¹⁾	26.000
	Mass in running order (kg) ¹⁾	15.980
	Payload (kg) ¹⁾	10.020
	Tow load with fixed / removable ball head (kg)	3.030 / 2.580
	Permissible max. train weight w. fixed / removable ball head (kg)	29.030 / 28.580
DIMENSIONS	Total length (mm)	12.000
	Total width (mm)	2.550
	Total height (mm)	3.840
	Wheel base approx. (mm)	5.800 + 1.350
	Lounge bench, left (mm)	Relax seats
	Couch, right (mm)	Bar seat
	Rear bed (mm)	2.080 x 1.630
	Optional drop-down bed (mm)	2.080 x 1.300
	Rear garage door electric (passage h x w in mm)	1.570 x 2.100
€	805.600,00 €	

Prices in Euro (incl. 20% VAT)

¹⁾ see back

Images and descriptions may contain options that are subject to surcharge.

MODEL SERIES MORELO GRAND EMPIRE | STANDARD EQUIPMENT

ENGINE . CHASSIS . SAFETY PACKAGE

ENGINE	Base vehicle MORELO GRAND EMPIRE	MB Actros 1840L	MB Actros 1846L	MB Actros 1853L	MB Actros 2553L
	Turbo diesel engine, with rear wheel drive	10,7 litres 290 kW / 394 HP	10,7 litres 335 kW / 455 HP	12,8 litres 390 kW / 530 HP	12,8 litres 390 kW / 530 HP
	Differential lock	■	■	■	■
	Fuel tank in litres	390	390	390	390
	Emission class EURO VI e	AdBlue, 60 litres	AdBlue, 60 litres	AdBlue, 60 litres	AdBlue, 60 litres
	Automatized transmission	12-gear	12-gear	12-gear	12-gear
	Alternator	28 V / 150 A 4.200 W	28 V / 150 A 4.200 W	28 V / 150 A 4.200 W	28 V / 150 A 4.200 W
CHASSIS	Wide tires on front axle  M+S	355 / 50 R 22,5	355 / 50 R 22,5	355 / 50 R 22,5	355 / 50 R 22,5
	Tires on rear axle	315 / 60 R 22,5	315 / 60 R 22,5	315 / 60 R 22,5	315 / 60 R 22,5
	Wide tires on steered trailing axle	×	×	×	355 / 50 R 22,5
	Dual-circuit compressed air brake and reinforced engine brake	■	■	■	■
	Disc brakes, on front and rear axle/axles	■	■	■	■
	Air suspension on rear axle/axles, with 'lifting and lowering' function	■	■	■	■
	Hydraulic leveling jacks with automatic leveling incl. touch panel	■	■	■	■
	Compressed air connection behind side skirt flap	■	■	■	■
	Additional noise insulation for engine compartment, front side walls and front wheel arches	■	■	■	■
	Breakdown set, with warning triangle, first-aid kit, warning light and wheel chock	■	■	■	■
SAFETY PACKAGE	Electronic anti-lock braking system (ABS)	■	■	■	■
	Traction control system (ASR)	■	■	■	■
	Electronical Stability Program (ESP)	■	■	■	■
	Emergency Brake Assist	■	■	■	■
	Active Brake Assist	■	■	■	■
	Lane departure warning	■	■	■	■
	Roll Control Assist	■	■	■	■
	Collision Prevention Assist	■	■	■	■
	Active Drive Assist	■	■	■	×
	Turning assistant	■	■	■	×
	Traffic sign assistant	■	■	■	■
	Alertness assistant	■	■	■	■
	Cruise control	■	■	■	■
	Tire pressure monitoring	■	■	■	■
	Underride protection	■	■	■	■

■ Standard equipment × Not available

MODEL SERIES MORELO GRAND EMPIRE | STANDARD EQUIPMENT

COCKPIT . LIGHTS . STRUCTURE

COCKPIT	ROYAL driver's cab seats, with integrated seatbelts, leather upholstery, ventilated, air-suspended with lumbar support, heating, armrests
	Plisse behind windscreen, electrically activated, darkening blind with privacy screen and sunblind function
	Panoramic windscreen with laminated glass, tinted
	Flush, double-glazed driver's cab side windows, electrically activated
	Air conditioning in driver's cab
	Steering wheel, adjustable in height and angle
	Reversing camera system
	Digital camera system MirrorCam
	Birdview camera set with separate monitor
	Original interactive multimedia cockpit in partial leather cladding and cupholder
	Original Mercedes-Benz navigation system
	Double horn air fanfare
	2 x USB charging sockets and 4 x 230 V sockets
LIGHTS	Optimized noise insulation of engine compartment and driver's cab area
	Original Mercedes-Benz LED headlights
	Original Mercedes-Benz fog lights
	LED daytime running lights with automatic low/ high beam and cornering lights
	LED rearlights in Bridgelight technology
STRUCTURE	Side walls and roof in 52 mm thickness, 48 mm of which consists of closed-cell RTM hard foam
	Aluminium roof profile rails, with rainwater channels to help keeping side walls clean
	Side walls in alu-RTM-alu sandwich design
	Roof in GRP-RTM-alu sandwich design, hail protection and low heat conductivity
	Underfloor in GRP-RTM-GRP sandwich design, robust, corrosion-free, wood-free
	Cold-bridge-free wall joint technology, using highly compressed rigid PU profiles
	Garage door with electrical unlocking
	Lightning protection, Faraday cage
	Heatable double floor, ca. 480 mm high, side access via external flaps
	"Top Class" entrance door with window, extra large, electric with code lock and remote control, as well as blind and flyscreen
	Interior entrance step, heated and illuminated, with two incorporated pull-out drawers (only one drawer with ALDE heating)
	Rear garage with doors to the right and to the left, floor rails with lashing eyelets, 230 V socket and electrical unlocking (not for G-layouts)
	Exterior entrance step, 3-step, highly robust, illuminated, electrically extendable with safety circuit
	Front and rear wall with fibreglass compound sandwich design, PU foam core
	Genuine glass windows, double-glazed and tinted, collapsible outwards, with pleated blackout blind and flyscreen
	Storage space flaps in RTM technology, well insulated
	LED lighted double floor lockers
	Entirely wood-free exterior structure
	Lateral skirting from highly sturdy fibreglass compound
	Outside applications in real glass, black
	Sturdy handle for easy entry
	Illuminated MORELO logo on the vehicle front

MODEL SERIES MORELO GRAND EMPIRE | STANDARD EQUIPMENT

KITCHEN . LIVING ROOM + BEDROOM . BATHROOM

KITCHEN	172 litres domestic refrigerator with freezer compartment, soft insert with door damping
	Household oven with microwave
	Nespresso coffee machine with milk frother
	Extractor fan with ventilation and air extraction function
	Luxury dishwasher as pull-out underneath cooker
	Mineral material kitchen worktop with seamlessly integrated wash/waste bowl and domestic drains, fully deep drawers
	Induction cooker
	Single-lever mixer tap, chrome
	Drawers with soft-close function and cutlery insert
	Pull-out waste bin with removable containers
LIVING ROOM + BEDROOM	LED spots and indirect lighting, dimmable
	3 x 230 V sockets
BATHROOM	Floor covering made from easy-care, high-grade vinyl
	Double-glazed, panoramic rooflight with flyscreen and pleated blackout blind in the living area
	Lighting canopies with LED spots incl. indirect lighting, dimmable
	Rear bed comfortably suspended with multi-zone mattress and "watergel" - topping, with adjustable head part
	Wardrobes with LED lighting
	Seating group with ergonomically shaped ROYAL leather upholstery, comfortable multi-layer design with Diolen padding
	Luxury lounge seating group with ergonomically shaped ROYAL leather upholstery, comfortable multi-layer design with Diolen padding, seat heating and massage function (standard for slide-out only)
	Bar seating group (passenger's side) with pivotable single seat in ROYAL leather upholstery, with lumbar support, armrests, integrated safety belt system, incl. homologation for one additional person (standard for slide-out only)
	Extensible, sturdy table, with extensive sliding range, laminated
	Ceiling-high pull-out cabinet at the entrance, lower part for bottles and upper part as a wardrobe
	Sockets in the living area and in the bedroom
	Wall panelling with colour-matching textile covering
	Elegant sliding curtains in the living room and in the bedroom incl. 4 pillows
	ROYAL leather upholstery, in various colours and patterns
	Living area carpet in various colours
	Washstand, with seamlessly integrated sink, push open valve and domestic drain
	Extensible single-lever mixer tap in chrome with extension at the washstand
	Soap dispenser, cup holder and pull-out towel bars
	Lighted mirror closet and 230 V socket
	Separate shower, with rain shower and additional handheld shower
	Toilet window, with flyscreen and pleated blackout blind
	Ceramic toilet bowl with ca. 280 litres blackwater tank
	Toilet paper holder and toilet brush
	Spacious wardrobe with LED lighting
	LED spots and indirect lighting, dimmable
	2 x 230 V sockets

SUPPLY . ELECTRONICS . CONTROL PANEL

MODEL SERIES MORELO GRAND EMPIRE | SPECIAL EQUIPMENT

CHASSIS . STRUCTURE . KITCHEN . LIVING ROOM + BEDROOM

	Item / Weight ¹		all models
CHASSIS	018158 / 97	500 litres fuel tank instead of 390 litres standard (if sufficient space)	1.000,00 €
	018191 / 05	Alloy rims ALCOA Dura Bright on front and rear axle with wide tires on the front axle 385/55 R 22,5	7.450,00 €
	018131E / 12	Electrical and technical preparation for trailer coupling (retrofitting costly)	1.300,00 €
	018121 / 50	Removable trailer coupling (incl. electrical and technical preparation for trailer coupling), see technical data for tow load	3.215,00 €
	018122 / 47	Trailer coupling (incl. electrical and technical preparation for trailer coupling), see technical data for tow load	2.610,00 €
STRUCTURE			
	037091 / 02	Blind angle camera passenger's side with 10" monitor	2.110,00 €
	022030 / 60	Electrically operated roof awning 6,0 m, with LED lighting with remote control	3.320,00 €
	022031 / 84	Electrically operated roof awning 2 x 4,0 m, with LED lighting with remote control (as from GRAND EMPIRE 100)	6.345,00 €
	022032 / 94	Electrically operated roof awning 5,0 m and 4,0 m LED lighting with remote control (for GRAND EMPIRE 110)	6.445,00 €
	022033 / 104	Electrically operated roof awning 6,0 m and 4,0 m LED lighting with remote control (as from GRAND EMPIRE 118)	6.545,00 €
	022051 / 03	LED lighting underneath of roof profile on driver's side with remote control	960,00 €
	020484 / 50	Bicycle elevator for two bicycles with charging socket for e-bikes (not for GRAND EMPIRE 100/105, for GRAND EMPIRE 108/110 not in combination with optional built-in wardrobe in sleeping room rear wall)	3.320,00 €
	020131 / 04	Lashing rail package with 3 additional lashing rails incl. 3 lashing eyes each in rear garage, each on driver's and passenger's side (for G layouts)	795,00 €
	037500 / 07	Furniture safe with electronic locking, motor-driven locking system, 8,3 l volume	455,00 €
020474 / 60	Side walls with outer aluminium sheet thickness of 1,4 mm	1.705,00 €	
KITCHEN			
	045633 / 24	200 litre household refrigerator with 60 litre freezer compartment, room-high instead of standard refrigerator, one drawer under refrigerator (compact oven installed in wardrobe next to refrigerator)	1.000,00 €
LIVING ROOM + BEDROOM			
	052213 / 54	Electric drop-down bed (instead of front overhead lockers)	2.815,00 €
	036258 / 05	Multizone mattress and "watergel" topping for drop-down bed	655,00 €
	036348 / 07	Rear bed with lying surface over the entire width, for L-layouts	1.300,00 €
	036338 / 13	Rear bed with lying surface over the entire width, with overhead lockers like in L version, for M and G layouts	2.310,00 €
	036339 / 15	Rear bed with lying surface over the entire width with built-in wardrobe in bedroom rear wall	3.320,00 €
	051885 / 05	Luxury lounge seating group with ergonomically shaped ROYAL leather upholstery, comfortable multi-layer design with Diolen padding and massage function (only in combination with optional bar seating group, standard for slide-out)	10.075,00 €
	051884 / 02	Bar seating group (passenger's side) with pivotable single seat in ROYAL leather upholstery, with lumbar support, armrests, leather upholstery, incl. homologation for one additional person (standard for slide-out)	3.320,00 €
	035984 / 45	Seat belts for 2 persons on multifunctional seating bench (not for slide-out models and not in combination with luxury lounge)	1.100,00 €
	036314 / 42	Spacious built-in wardrobe with clothes rail in the sleeping room rear wall (not for GRAND EMPIRE 100/105; for GRAND EMPIRE 108/110 not in combination with optional bicycle elevator)	1.200,00 €
045295 / 22	Double pull-out cabinet at the entrance, top one with shelves instead of wardrobe	755,00 €	

Prices in Euro (incl. 20% VAT)

¹⁾ weight in kg

MODEL SERIES MORELO GRAND EMPIRE | SPECIAL EQUIPMENT

BATHROOM . ELECTRONICS . SUPPLY . SERVICE

	Item / Weight ¹		all models
BATHROOM	036197 / 44	Luxury bathroom with separate toilet area, window and mini heki	3.215,00 €
	025284 / 05	Extractor fan instead of standard rooflight	960,00 €
	036182 / 03	Extensible shower next to the toilet	455,00 €
	036025 / 06	Raised toilet seat (ca. 50 mm) for fixed-tank toilets	455,00 €
ELECTRONICS	025051 / 40	Roof air conditioning, for living area with infrared remote control (total vehicle height + 150 mm)	3.820,00 €
	025053 / 40	Roof air conditioning, for bedroom with infrared remote control (total vehicle height + 150 mm, not in combination with panoramic rooflight)	3.820,00 €
	037271 / 23	Solar panels with 2 x 140 W maximum power (a total of 1.120 W)	2.210,00 €
	037273 / 44	Solar panels with 4 x 140 W maximum power (a total of 1.400 W)	3.925,00 €
	037275 / 67	Solar panels with 6 x 140 W maximum power (a total of 1.680 W)	5.635,00 €
	031912 / 01	Additional USB socket (USB A + C) (specify exact position)	305,00 €
	037341 / 05	5G WiFi router with Dual SIM (VPN capable, Starlink compatible, incl. location function)	2.310,00 €
	044103 / 05	Dyson vacuum cleaner V8 Absolut	855,00 €
SUPPLY	018612 / 15	Scheer Diesel heating system (no ALDE gas heating)	27.115,00 €
	034225 / 01	Central filter unit for cleaning and decalcifying the freshwater supply	1.100,00 €
	035990 / 05	Greywater pump for transfer of waste water into the blackwater tank	1.100,00 €
	034202 / 03	External shower on the driver's side in the double floor	395,00 €
	033020 / 02	Gas alarm to monitor living area	555,00 €
	034213 / 20	Freshwater tank ca. 560 litres, if sufficient space	960,00 €
	018604 / 15	Diesel auxiliary heating, with continuous heating via heat exchanger (5.200 W) incl. timer (not in combination with item no. 018603)	3.820,00 €
	033027 / 03	External gas connection, on passenger's side behind side skirt flap	355,00 €
	018603 / 15	Original Mercedes-Benz Actros hot-water auxiliary heating in the driver's cab with switch-off after 11 hours (not in combination with item no. 018604)	6.445,00 €
	023108 / 100	Diesel generator Fischer Panda 5000i nominal power kVA / kW 5 / 4	24.190,00 €
SERVICE	020389 / 0	High-performance paint coating on ceramic basis for optimal paint protection of the side walls, front and rear. Optimal vehicle care and value preservation.	4.830,00 €
	020382 / 0	Wax-based anti-corrosion coating for optimal rust protection of the chassis and the underbody	2.620,00 €
	090000 / 0	Vehicle delivery at the factory, with extensive briefing in German language and: handover inspection, diesel tank and gas filling, vouchers of 100,00 €, MORELO towel set, 1 x MORELO umbrella, 2 x MORELO cap, factory tour	2.510,00 €

Prices in Euro (incl. 20% VAT)

¹⁾ weight in kg

Images and descriptions may contain options that are subject to surcharge.



VICTRON ENERGY: BLUE AND STRONG LIKE LIGHTNING ⚡

A power supply so good that even your socket will be amazed.

Renowned technology from Victron Energy is now used in all LINER models from the PALACE model range onwards. As a native and powerful 24-Volt system, the setup offers everything you need to be completely self-sufficient with a MORELO motorhome without having to forego any comfort - blow-drying your hair? Air conditioning? Thanks to Victron, all of this works even without mains.

- ✚ Simultaneous operation of several power-intensive devices
- ✚ Up to 8,000 VA (6,400 W), efficiency thanks to 24-Volt system
- ✚ Lithium iron phosphate batteries: High capacity, low weight, 100% energy extraction, extremely long-lasting, non-flammable
- ✚ App access with detailed display of charging and discharging processes
- ✚ Europe-wide service, support available via online access



ALDE COMPACT 3030 PLUS: HEATING COMFORT AT A NEW LEVEL

Showering pleasure without worrying about running out of hot water.

We make sure you do not get a cold surprise: The new ALDE Compact 3030 PLUS is a space- and weight-saving hot-water gas central heating system with a built-in heat exchanger. This heat exchanger supplies hot water continuously thanks to the booster function. The ALDE Compact 3030 PLUS is installed as standard at MORELO.

- ✚ No waiting for boiler to heat up
- ✚ 5,500 W of power
- ✚ Continuous hot water at approx. 4 l/min
- ✚ 10 l hot water tank
- ✚ Maximum comfort
- ✚ Increased efficiency



POSSIBLE VEHICLES FOR TRANSPORT IN THE GARAGE

MORELO GARAGE MATRIX

	Silence S04	smart fortwo ¹	Fiat 500 ¹	Hyundai i10	MINI Cooper (S) ¹	Mercedes-Benz SLK	Mercedes-Benz AMG GT	Porsche 911
LOFT LINER								
87 G	✓	✓	×	×	×	×	×	×
91G	✓	✓	×	×	×	×	×	×
LOFT PREMIUM LINER								
90 G	✓	✓	×	×	×	×	×	×
100 G	✓	✓	✓	✓	×	×	×	×
103 GB	✓	✓	✓	✓	×	×	×	×
PALACE								
88 GQ	✓	✓	×	×	×	×	×	×
92 G	✓	✓	×	×	×	×	×	×
PALACE LINER								
95 GB	✓	✓	×	×	×	×	×	×
99 GB	✓	✓	×	×	×	×	×	×
103 GSB	×	×	✓	✓	×	×	×	×
110 GSB ²	×	×	✓	✓	✓	×	×	×
PALACE LINER S-WAY								
95 GB / GO	✓	✓	×	×	×	×	×	×
99 GB / GO	✓	✓	×	×	×	×	×	×
103 GSB / GSO	×	×	✓	✓	×	×	×	×
110 GSB / GSO ²	×	×	✓	✓	✓	×	×	×
EMPIRE LINER								
100 GB	✓	✓	×	×	×	×	×	×
105 GB	✓	✓	×	×	×	×	×	×
108 GB ²	✓	✓	✓	×	×	×	×	×
110 GSB ²	✓	✓	✓	✓	✓	×	×	×
GRAND EMPIRE								
100 GB / GO	✓	✓	×	×	×	×	×	×
105 GB / GO	✓	✓	×	×	×	×	×	×
108 GB / GO ²	✓	✓	✓	×	×	×	×	×
110 GSB / GSO ²	✓	✓	✓	✓	✓	×	×	×
118 GSB / GSO ²	✓	✓	✓	✓	✓	×	×	×
119 GSB / GSO ^{2,3}	(✓)	(✓)	(✓)	(✓)	(✓)	✓	✓	✓
120 GSB / GSO ²	✓	✓	✓	✓	✓	×	×	×

Why should your mobility stop at the campsite? Would it not be better if it was just the starting point? This is a piece of luxury you can enjoy by taking your vehicle with you.

Via two sturdy vehicle ramps, a powerful winch pulls your car securely and precisely into the rear garage – and of course back out again. The electromechanical locking system of the rear panel can be operated at the touch of a button.



MORELO can only guarantee a perfect fit of the garage system following an individual inspection. Your MORELO dealer will be pleased to provide you with the required form.

In order to be able to comfortably load a car, it is necessary to have a way of permanently disconnecting the force closure. This can be done, for example, by shifting to the neutral position or by using the emergency unlocking of the automatic transmission.

1) Only with combustion engine, electric on request 2) Model can be combined with bicycle lift 3) Incl. sports car plateau

Images and descriptions may contain options that are subject to surcharge.



MORELO Reisemobile GmbH · Helmut-Reimann-Straße 2 · D-96132 Schlüsselfeld · Fon: +49 (0) 95 52 - 9296 00 · www.morelo-reisemobile.de

Subject to technical changes and errors. Please note that some of the illustrations in this catalogue show alternative designs or optional extra fittings, which would incur additional costs.

Variations in colour may arise during printing. This document, including extracts thereof, may only be reproduced with the written permission of MORELO Reisemobile GmbH.

The prices listed for vehicles and extras apply to their purchase and licensing in Germany. They are given in Euro and include VAT at 20%. We reserve the right to adjust prices accordingly in the event of VAT increases during the delivery period. All prices represent nonbinding recommendations ex works. Price changes for basic vehicles will cause price adjustments based on the additional price for the basic vehicle. The prices for extras are only valid if they are fitted in the factory and scheduled in due time. Retrofitted extras will incur additional material and assembly costs.

Prices include ancillary costs for pre-shipment of the chassis and TÜV certification. Transport costs to abroad or foreign registration costs are not included.

We reserve the right to make technical modifications, providing overall product quality is maintained or improved and there is no restriction in terms of the designated use.

This price list applies to orders as from the 1st of August 2024. All previous price lists will cease to be valid. Errors and omissions excepted.

¹ The mass of the vehicle in running order includes: driver (75 kg), full fuel tank, 100 litres of fresh water, full gas bottles and the tool kit. The fitting of extras and accessories may alter the weight and dimensions. All dimensions and weights are based on the knowledge available at the time of going to print.

Deviations of +/- 5% are possible and deemed acceptable.